

## Overview

The KEMET MPX metal composite inductors are ideal for use in DC to DC switching power supplies, as power inductors as well as EMI filter inductors. The metal composite core has high saturation characteristics maintaining function in rush current mode and characterized by temperature stable inductance.


## Applications

Consumer and commercial power applications such as:

- High frequency DC-DC converters, including WBG GaN applications
- PCs and servers
- Points of loads (POL)
- Field-programmable gate arrays (FPGA)
- Battery powered regulators

## Benefits

- Metal composite powder
- Shielded construction, SMD configuration
- Inductance range from 0.10 – 100.00  $\mu$ H
- Operating temperature up to +155°C
- Low acoustic noise
- Low magnetic flux leakage



## Part Number System

MPX	Version	D0520		L	1R5
Series		Size Code		Inductor	Inductance Code $\mu$ H
MPX	1	D0520 = 5x5x2.0 mm D0530 = 5x5x3.0 mm D0618 = 6x6x1.8 mm D0624 = 6x6x2.4 mm D0630 = 6x6x3.0 mm D0650 = 6x6x5.0 mm D0830 = 8x8x3.0 mm D0840 = 8x8x4.0 mm	D1040 = 10x10x4.0 mm D1235 = 12x12x3.5 mm D1250 = 12x12x5.0 mm D1264 = 12x12x6.4 mm D1740 = 17x17x4.0 mm D1770 = 17x17x7.0 mm D2213 = 22x22x13.0 mm		The first two digits represent the inductance value. The third digit indicates the number of zeros to be added. R = decimal point  Examples: 100 = 10.00 $\mu$ H R68 = 0.68 $\mu$ H 1R5 = 1.50 $\mu$ H 101 = 100.00 $\mu$ H

Алматы (7273)495-231  
Ангарск (3955)60-70-56  
Архангельск (8182)63-90-72  
Астрахань (8512)99-46-04  
Барнаул (3852)73-04-60  
Белгород (4722)40-23-64  
Благовещенск (4162)22-76-07  
Брянск (4832)59-03-52  
Владивосток (423)249-28-31  
Владикавказ (8672)28-90-48  
Владимир (4922)49-43-18  
Волгоград (844)278-03-48  
Вологда (8172)26-41-59  
Воронеж (473)204-51-73  
Екатеринбург (343)384-55-89  
Россия +7(495)268-04-70

Иваново (4932)77-34-06  
Ижевск (3412)26-03-58  
Иркутск (395)279-98-46  
Казань (843)206-01-48  
Калининград (4012)72-03-81  
Калуга (4842)92-23-67  
Кемерово (3842)65-04-62  
Киров (8332)68-02-04  
Коломна (4966)23-41-49  
Кострома (4942)77-07-48  
Краснодар (861)203-40-90  
Красноярск (391)204-63-61  
Курск (4712)77-13-04  
Курган (3522)50-90-47  
Липецк (4742)52-20-81  
Казахстан +7(7172)727-132

Магнитогорск (3519)55-03-13  
Москва (495)268-04-70  
Мурманск (8152)59-64-93  
Набережные Челны (8552)20-53-41  
Нижний Новгород (831)429-08-12  
Новокузнецк (3843)20-46-81  
Ноябрьск (3496)41-32-12  
Новосибирск (383)227-86-73  
Омск (3812)21-46-40  
Орел (4862)44-53-42  
Оренбург (3532)37-68-04  
Пенза (8412)22-31-16  
Петрозаводск (8142)55-98-37  
Псков (8112)59-10-37  
Пермь (342)205-81-47  
Киргизия +996(312)96-26-47

Ростов-на-Дону (863)308-18-15  
Рязань (4912)46-61-64  
Самара (846)206-03-16  
Саранск (8342)22-96-24  
Санкт-Петербург (812)309-46-40  
Саратов (845)249-38-78  
Севастополь (8692)22-31-93  
Симферополь (3652)67-13-56  
Смоленск (4812)29-41-54  
Сочи (862)225-72-31  
Ставрополь (8652)20-65-13  
Сургут (3462)77-98-35  
Сыктывкар (8212)25-95-17  
Тамбов (4752)50-40-97  
Тверь (4822)63-31-35

Тольятти (8482)63-91-07  
Томск (3822)98-41-53  
Тула (4872)33-79-87  
Тюмень (3452)66-21-18  
Ульяновск (8422)24-23-59  
Улан-Удэ (3012)59-97-51  
Уфа (347)229-48-12  
Хабаровск (4212)92-98-04  
Челябинск (351)202-03-61  
Череповец (8202)49-02-64  
Чита (3022)38-34-83  
Якутск (4112)23-90-97  
Ярославль (4852)69-52-93

## Performance Characteristics

Item	Performance Characteristics
Operating Temperature	-55°C to +155°C (including self-temperature rise)
Rated Inductance Range	0.10 – 100.00 µH at 100 kHz, 1 mA
Inductance Tolerance	±20%
Rated DC Resistance Range	0.52 - 341.2 mΩ maximum
Rated Current Range	2 – 92 A

**Table 1 – Ratings & Part Number Reference**

Part Number	Inductance (µH) at 100 kHz, 1 mA	Inductance Tolerance	DC Resistance (mΩ) Typical	DC Resistance (mΩ) Maximum	Rated Current (A)		
					I <sub>rms</sub> <sup>1</sup> (Reference)	I <sub>sat</sub> <sup>2</sup> (Reference)	I <sub>sat</sub> <sup>3</sup> (Reference)
MPX1D0520LR15	0.15	±20%	3.4	3.9	16.9	15.5	22.0
MPX1D0520LR22	0.22	±20%	4.3	5.0	15.0	14.5	19.0
MPX1D0520LR33	0.33	±20%	5.3	6.2	13.4	11.0	16.0
MPX1D0520LR47	0.47	±20%	6.7	7.8	12.0	9.0	14.0
MPX1D0520LR68	0.68	±20%	10.6	12.2	9.5	7.5	11.0
MPX1D0520LR1R0	1.00	±20%	16.4	18.9	7.6	7.0	9.0
MPX1D0520LR1R5	1.50	±20%	30.9	35.6	5.6	4.5	7.0
MPX1D0520LR2R2	2.20	±20%	35.1	40.4	5.2	4.5	6.5
MPX1D0520LR3R3	3.30	±20%	55.8	64.2	4.1	3.5	5.5
MPX1D0520LR4R7	4.70	±20%	84.0	96.6	3.4	3.5	4.5
MPX1D0520LR6R8	6.80	±20%	113.4	130.5	2.9	2.5	4.0
MPX1D0520LR100	10.00	±20%	193.7	222.8	2.2	2.5	3.5
MPX1D0530LR15	0.15	±20%	2.4	2.8	22.0	15.0	21.0
MPX1D0530LR22	0.22	±20%	3.4	3.9	18.4	11.0	16.0
MPX1D0530LR33	0.33	±20%	4.5	5.2	16.0	10.5	15.0
MPX1D0530LR47	0.47	±20%	6.0	6.9	13.8	9.0	13.0
MPX1D0530LR68	0.68	±20%	7.1	8.2	12.6	8.0	12.0
MPX1D0530LR1R0	1.00	±20%	10.0	11.5	10.7	7.5	10.5
MPX1D0530LR1R5	1.50	±20%	15.3	17.7	8.6	5.5	8.0
MPX1D0530LR2R2	2.20	±20%	21.4	24.6	7.3	4.5	6.5
MPX1D0530LR3R3	3.30	±20%	37.2	42.8	5.5	4.0	5.5
MPX1D0530LR4R7	4.70	±20%	54.1	62.2	4.6	3.0	4.5
MPX1D0530LR6R8	6.80	±20%	93.7	107.8	3.5	2.5	4.0
MPX1D0530LR100	10.00	±20%	121.8	140.1	3.1	2.5	3.5
MPX1D0530LR150	15.00	±20%	186.5	214.6	2.5	2.0	3.0
MPX1D0530LR220	22.00	±20%	296.6	341.2	2.0	1.8	2.5
MPX1D0618LR10	0.10	±20%	2.4	2.8	18.9	22.5	40.0
MPX1D0618LR15	0.15	±20%	3.2	3.8	16.2	20.0	30.0
Part Number	Inductance (µH) at 100 kHz, 1 mA	Inductance Tolerance	DC Resistance (mΩ) Typical	DC Resistance (mΩ) Maximum	I <sub>rms</sub> <sup>1</sup>	I <sub>sat</sub> <sup>2</sup>	I <sub>sat</sub> <sup>3</sup>
					Rated Current (A)		

<sup>1</sup> T = 40 K rise at rated current

<sup>2</sup> Inductance drop 20% at rated current

<sup>3</sup> Inductance drop 30% at rated current

All electrical characteristics data is referenced to 25°C.

**Table 1 – Ratings & Part Number Reference cont.**

Part Number	Inductance (μH) at 100 kHz, 1 mA	Inductance Tolerance	DC Resistance (mΩ) Typical	DC Resistance (mΩ) Maximum	Rated Current (A)		
					I <sub>rms</sub> <sup>1</sup> (Reference)	I <sub>sat</sub> <sup>2</sup> (Reference)	I <sub>sat</sub> <sup>3</sup> (Reference)
MPX1D0618LR22	0.22	±20%	4.6	5.3	13.7	16.0	26.0
MPX1D0618LR33	0.33	±20%	5.3	6.1	12.7	15.0	20.0
MPX1D0618LR47	0.47	±20%	7.4	8.5	10.7	11.0	17.0
MPX1D0618LR68	0.68	±20%	11.0	12.7	8.8	9.0	13.0
MPX1D0618LR1R0	1.00	±20%	16.7	19.3	7.1	8.0	11.0
MPX1D0618LR1R5	1.50	±20%	22.4	25.8	6.2	6.5	10.5
MPX1D0618LR2R2	2.20	±20%	29.4	33.8	5.4	6.0	9.0
MPX1D0618LR3R3	3.30	±20%	53.4	61.5	4.0	4.5	6.5
MPX1D0618LR4R7	4.70	±20%	72.5	83.4	3.4	4.0	6.0
MPX1D0624LR10	0.10	±20%	1.5	1.8	26.6	25.0	42.0
MPX1D0624LR15	0.15	±20%	2.0	2.3	23.2	20.5	37.0
MPX1D0624LR22	0.22	±20%	2.8	3.3	19.4	19.5	29.0
MPX1D0624LR33	0.33	±20%	3.6	4.2	17.2	17.5	22.5
MPX1D0624LR47	0.47	±20%	4.5	5.2	15.4	14.5	20.0
MPX1D0624LR68	0.68	±20%	6.7	7.8	12.6	11.5	16.0
MPX1D0624LR1R0	1.00	±20%	9.1	10.5	10.8	9.0	13.0
MPX1D0624LR1R5	1.50	±20%	16.1	18.5	8.1	7.0	10.0
MPX1D0624LR2R2	2.20	±20%	26.6	30.7	6.3	6.0	9.0
MPX1D0624LR3R3	3.30	±20%	29.4	33.8	6.0	5.0	8.0
MPX1D0624LR4R7	4.70	±20%	44.0	50.6	4.9	5.5	6.5
MPX1D0624LR6R8	6.80	±20%	58.6	67.4	4.3	4.5	5.5
MPX1D0624LR100	10.00	±20%	98.4	113.2	3.3	3.5	4.5
MPX1D0630LR10	0.10	±20%	1.3	1.5	31.1	35.0	50.0
MPX1D0630LR15	0.15	±20%	1.6	1.9	27.6	24.0	40.0
MPX1D0630LR22	0.22	±20%	2.2	2.6	23.3	22.0	33.0
MPX1D0630LR33	0.33	±20%	2.7	3.2	21.1	17.0	25.0
MPX1D0630LR47	0.47	±20%	3.5	4.0	18.7	15.0	21.0
MPX1D0630LR68	0.68	±20%	5.3	6.2	15.1	11.5	17.0
MPX1D0630LR1R0	1.00	±20%	7.1	8.2	13.1	9.0	13.0
MPX1D0630LR1R5	1.50	±20%	11.0	12.7	10.5	7.0	11.0
MPX1D0630LR2R2	2.20	±20%	15.9	18.3	8.7	6.5	9.0
MPX1D0630LR3R3	3.30	±20%	26.3	30.3	6.8	5.0	7.0
MPX1D0630LR4R7	4.70	±20%	31.8	36.7	6.2	4.5	6.5
MPX1D0630LR6R8	6.80	±20%	44.2	50.9	5.2	4.0	5.5
MPX1D0630LR100	10.00	±20%	67.8	78.0	4.2	3.5	4.5
Part Number	Inductance (μH) at 100 kHz, 1 mA	Inductance Tolerance	DC Resistance (mΩ) Typical	DC Resistance (mΩ) Maximum	I <sub>rms</sub> <sup>1</sup>	I <sub>sat</sub> <sup>2</sup>	I <sub>sat</sub> <sup>3</sup>
					Rated Current (A)		

<sup>1</sup> T = 40 K rise at rated current

<sup>2</sup> Inductance drop 20% at rated current

<sup>3</sup> Inductance drop 30% at rated current

All electrical characteristics data is referenced to 25°C

**Table 1 – Ratings & Part Number Reference cont.**

Part Number	Inductance (μH) at 100 kHz, 1 mA	Inductance Tolerance	DC Resistance (mΩ) Typical	DC Resistance (mΩ) Maximum	Rated Current (A)		
					I <sub>rms</sub> <sup>1</sup> (Reference)	I <sub>sat</sub> <sup>2</sup> (Reference)	I <sub>sat</sub> <sup>3</sup> (Reference)
MPX1D0630L150	15.00	±20%	113.2	130.2	3.3	3.0	4.0
MPX1D0630L220	22.00	±20%	162.0	186.3	2.7	2.5	3.5
MPX1D0650LR68	0.68	±20%	3.6	4.1	18.8	12.0	17.0
MPX1D0650L1R0	1.00	±20%	5.1	6.0	15.6	9.0	13.0
MPX1D0650L1R5	1.50	±20%	7.2	8.3	13.2	7.5	12.0
MPX1D0650L2R2	2.20	±20%	10.0	11.6	11.2	7.0	10.0
MPX1D0650L3R3	3.30	±20%	16.4	18.9	8.7	5.0	8.0
MPX1D0650L4R7	4.70	±20%	27.8	32.0	6.7	4.5	6.5
MPX1D0650L6R8	6.80	±20%	38.4	44.2	5.7	4.0	5.5
MPX1D0650L100	10.00	±20%	53.4	61.4	4.8	3.5	4.5
MPX1D0830LR22	0.22	±20%	1.6	1.9	30.7	27.0	43.0
MPX1D0830LR33	0.33	±20%	2.3	2.7	25.8	22.5	35.0
MPX1D0830LR47	0.47	±20%	2.7	3.1	24.0	20.5	30.0
MPX1D0830LR68	0.68	±20%	3.8	4.4	20.1	20.0	28.0
MPX1D0830L1R0	1.00	±20%	5.0	5.7	17.6	16.0	23.0
MPX1D0830L1R5	1.50	±20%	7.9	9.1	14.0	13.0	18.0
MPX1D0830L2R2	2.20	±20%	11.8	13.6	11.4	11.0	14.0
MPX1D0830L3R3	3.30	±20%	19.4	22.3	8.9	9.0	12.5
MPX1D0830L4R7	4.70	±20%	25.8	29.7	7.7	7.5	10.5
MPX1D0830L6R8	6.80	±20%	32.9	37.9	6.8	7.5	10.0
MPX1D0830L100	10.00	±20%	53.6	61.7	5.4	5.5	8.0
MPX1D0830L150	15.00	±20%	82.3	94.6	4.3	4.5	6.5
MPX1D0830L220	22.00	±20%	116.9	134.5	3.6	3.5	5.0
MPX1D0830L330	33.00	±20%	199.6	229.5	2.8	3.0	4.0
MPX1D0840LR22	0.22	±20%	1.2	1.5	35.4	35.0	53.0
MPX1D0840LR33	0.33	±20%	2.0	2.4	27.7	30.0	45.0
MPX1D0840LR47	0.47	±20%	2.3	2.7	25.8	26.0	38.0
MPX1D0840LR68	0.68	±20%	3.1	3.6	22.4	20.5	30.0
MPX1D0840L1R0	1.00	±20%	3.6	4.2	20.8	19.5	28.0
MPX1D0840L1R5	1.50	±20%	5.8	6.8	16.2	14.0	19.0
MPX1D0840L2R2	2.20	±20%	7.5	8.7	14.3	13.0	17.0
MPX1D0840L3R3	3.30	±20%	12.1	14.0	11.3	11.0	15.0
MPX1D0840L4R7	4.70	±20%	20.4	23.5	8.7	7.5	11.0
MPX1D0840L6R8	6.80	±20%	29.0	33.4	7.3	6.5	9.0
MPX1D0840L100	10.00	±20%	43.1	49.6	6.0	5.5	7.5
Part Number	Inductance (μH) at 100 kHz, 1 mA	Inductance Tolerance	DC Resistance (mΩ) Typical	DC Resistance (mΩ) Maximum	I <sub>rms</sub> <sup>1</sup>	I <sub>sat</sub> <sup>2</sup>	I <sub>sat</sub> <sup>3</sup>
					Rated Current (A)		

<sup>1</sup> T = 40 K rise at rated current

<sup>2</sup> Inductance drop 20% at rated current

<sup>3</sup> Inductance drop 30% at rated current

All electrical characteristics data is referenced to 25°C

**Table 1 – Ratings & Part Number Reference cont.**

Part Number	Inductance (μH) at 100 kHz, 1 mA	Inductance Tolerance	DC Resistance (mΩ) Typical	DC Resistance (mΩ) Maximum	Rated Current (A)		
					I <sub>rms</sub> <sup>1</sup> (Reference)	I <sub>sat</sub> <sup>2</sup> (Reference)	I <sub>sat</sub> <sup>3</sup> (Reference)
MPX1D0840L150	15.00	±20%	56.5	65.0	5.2	4.5	6.5
MPX1D0840L220	22.00	±20%	85.4	98.3	4.2	4.0	5.5
MPX1D0840L330	33.00	±20%	134.1	154.2	3.4	3.5	4.5
MPX1D0840L470	47.00	±20%	197.1	226.7	2.8	2.5	3.5
MPX1D1040LR22	0.22	±20%	1.4	1.6	32.7	40.0	60.0
MPX1D1040LR33	0.33	±20%	1.6	1.9	29.7	31.0	47.0
MPX1D1040LR47	0.47	±20%	2.1	2.4	26.4	29.0	42.0
MPX1D1040LR68	0.68	±20%	2.7	3.2	23.1	23.0	34.5
MPX1D1040L1R0	1.00	±20%	3.3	3.8	21.1	19.5	29.0
MPX1D1040L1R5	1.50	±20%	4.6	5.4	17.7	18.0	26.0
MPX1D1040L2R2	2.20	±20%	6.8	7.9	14.6	13.0	18.5
MPX1D1040L3R3	3.30	±20%	11.1	12.8	11.4	11.0	15.0
MPX1D1040L4R7	4.70	±20%	13.8	15.9	10.3	10.0	14.0
MPX1D1040L6R8	6.80	±20%	20.9	24.1	8.3	8.0	11.5
MPX1D1040L100	10.00	±20%	29.6	34.1	7.0	7.5	10.5
MPX1D1040L150	15.00	±20%	44.5	51.2	5.7	5.5	8.5
MPX1D1040L220	22.00	±20%	66.2	76.1	4.7	5.0	7.0
MPX1D1040L330	33.00	±20%	104.1	119.7	3.7	3.5	5.0
MPX1D1040L470	47.00	±20%	158.8	182.6	3.0	3.0	4.0
MPX1D1235LR15	0.15	±20%	1.1	1.3	39.9	54.0	85.0
MPX1D1235LR22	0.22	±20%	1.3	1.6	35.2	50.0	75.0
MPX1D1235LR33	0.33	±20%	1.5	1.8	33.4	40.0	55.0
MPX1D1235LR47	0.47	±20%	2.0	2.3	28.9	31.0	45.0
MPX1D1235LR68	0.68	±20%	2.5	2.9	25.9	28.0	40.0
MPX1D1235L1R0	1.00	±20%	3.6	4.2	21.5	22.0	32.5
MPX1D1235L1R5	1.50	±20%	5.2	6.0	17.9	19.0	28.0
MPX1D1235L2R2	2.20	±20%	7.3	8.4	15.2	15.5	23.0
MPX1D1235L3R3	3.30	±20%	10.6	12.2	12.5	12.0	18.0
MPX1D1235L4R7	4.70	±20%	14.2	16.4	10.9	11.5	17.5
MPX1D1235L6R8	6.80	±20%	18.8	21.7	9.4	9.5	14.0
MPX1D1235L100	10.00	±20%	30.4	35.0	7.4	8.5	12.0
MPX1D1250LR22	0.22	±20%	1.0	1.2	42.7	55.0	85.0
MPX1D1250LR33	0.33	±20%	1.1	1.3	41.6	45.0	65.0
MPX1D1250LR47	0.47	±20%	1.5	1.8	34.8	37.0	55.0
MPX1D1250LR68	0.68	±20%	1.7	2.0	32.7	30.0	45.0
Part Number	Inductance (μH) at 100 kHz, 1 mA	Inductance Tolerance	DC Resistance (mΩ) Typical	DC Resistance (mΩ) Maximum	I <sub>rms</sub> <sup>1</sup>	I <sub>sat</sub> <sup>2</sup>	I <sub>sat</sub> <sup>3</sup>
					Rated Current (A)		

<sup>1</sup> T = 40 K rise at rated current

<sup>2</sup> Inductance drop 20% at rated current

<sup>3</sup> Inductance drop 30% at rated current

All electrical characteristics data is referenced to 25°C

**Table 1 – Ratings & Part Number Reference cont.**

Part Number	Inductance (μH) at 100 kHz, 1 mA	Inductance Tolerance	DC Resistance (mΩ) Typical	DC Resistance (mΩ) Maximum	Rated Current (A)		
					I <sub>rms</sub> <sup>1</sup> (Reference)	I <sub>sat</sub> <sup>2</sup> (Reference)	I <sub>sat</sub> <sup>3</sup> (Reference)
MPX1D1250L1R0	1.00	±20%	2.2	2.6	28.8	30.5	43.0
MPX1D1250L1R5	1.50	±20%	3.1	3.6	24.2	22.0	32.0
MPX1D1250L2R2	2.20	±20%	4.1	4.8	21.0	20.0	28.5
MPX1D1250L3R3	3.30	±20%	6.4	7.4	16.8	15.0	22.0
MPX1D1250L4R7	4.70	±20%	8.8	10.1	14.4	12.0	17.5
MPX1D1250L6R8	6.80	±20%	13.4	15.5	11.6	10.0	14.0
MPX1D1250L100	10.00	±20%	17.9	20.6	10.1	9.0	13.5
MPX1D1250L150	15.00	±20%	26.8	30.8	8.2	7.5	11.0
MPX1D1250L220	22.00	±20%	40.1	46.2	6.7	6.5	9.0
MPX1D1250L330	33.00	±20%	62.6	72.0	5.4	5.0	7.5
MPX1D1250L470	47.00	±20%	91.6	105.4	4.5	4.0	5.5
MPX1D1250L680	68.00	±20%	141.7	163.0	3.6	3.0	4.5
MPX1D1264LR22	0.22	±20%	0.8	0.9	53.0	68.0	100.0
MPX1D1264LR33	0.33	±20%	1.0	1.2	45.6	48.0	70.0
MPX1D1264LR47	0.47	±20%	1.4	1.7	38.2	40.0	58.0
MPX1D1264LR68	0.68	±20%	1.7	1.9	35.4	34.0	50.0
MPX1D1264L1R0	1.00	±20%	2.0	2.3	32.2	30.0	45.0
MPX1D1264L1R5	1.50	±20%	2.5	2.9	28.8	25.0	35.5
MPX1D1264L2R2	2.20	±20%	3.2	3.7	25.4	23.0	32.0
MPX1D1264L3R3	3.30	±20%	5.3	6.2	19.7	16.5	22.5
MPX1D1264L4R7	4.70	±20%	7.1	8.2	17.1	14.0	19.5
MPX1D1264L6R8	6.80	±20%	10.6	12.3	14.0	11.5	16.0
MPX1D1264L100	10.00	±20%	14.0	16.1	12.2	10.0	14.0
MPX1D1264L150	15.00	±20%	21.6	24.9	9.8	8.0	11.5
MPX1D1264L220	22.00	±20%	30.5	35.1	8.2	7.0	9.5
MPX1D1740LR47	0.47	±20%	1.4	1.6	36.5	39.0	53.5
MPX1D1740LR68	0.68	±20%	1.7	2.0	32.5	40.5	55.0
MPX1D1740L1R0	1.00	±20%	1.9	2.2	31.0	34.0	47.0
MPX1D1740L1R5	1.50	±20%	2.8	3.2	25.5	23.5	32.0
MPX1D1740L2R2	2.20	±20%	4.1	4.7	21.0	21.5	28.5
MPX1D1740L3R3	3.30	±20%	6.0	6.9	17.5	17.5	23.0
MPX1D1740L4R7	4.70	±20%	8.1	9.3	15.0	13.5	18.5
MPX1D1740L6R8	6.80	±20%	11.4	13.1	12.5	11.5	15.5
MPX1D1740L100	10.00	±20%	15.5	17.8	10.5	8.5	11.5
MPX1D1740L150	15.00	±20%	23.3	26.8	8.5	9.0	12.5
Part Number	Inductance (μH) at 100 kHz, 1 mA	Inductance Tolerance	DC Resistance (mΩ) Typical	DC Resistance (mΩ) Maximum	I <sub>rms</sub> <sup>1</sup>	I <sub>sat</sub> <sup>2</sup>	I <sub>sat</sub> <sup>3</sup>
					Rated Current (A)		

<sup>1</sup> T = 40 K rise at rated current

<sup>2</sup> Inductance drop 20% at rated current

<sup>3</sup> Inductance drop 30% at rated current

All electrical characteristics data is referenced to 25°C

**Table 1 – Ratings & Part Number Reference cont.**

Part Number	Inductance (µH) at 100 kHz, 1 mA	Inductance Tolerance	DC Resistance (mΩ) Typical	DC Resistance (mΩ) Maximum	Rated Current (A)		
					I <sub>rms</sub> <sup>1</sup> (Reference)	I <sub>sat</sub> <sup>2</sup> (Reference)	I <sub>sat</sub> <sup>3</sup> (Reference)
MPX1D1740L220	22.00	±20%	37.0	42.6	7.0	8.0	10.5
MPX1D1740L330	33.00	±20%	58.7	67.5	5.5	6.0	8.0
MPX1D1740L470	47.00	±20%	86.3	99.3	4.5	4.0	5.5
MPX1D1770LR47	0.47	±20%	0.7	0.8	58.0	60.0	85.0
MPX1D1770LR68	0.68	±20%	0.8	0.9	52.0	58.0	81.0
MPX1D1770L1R0	1.00	±20%	1.2	1.4	41.0	40.0	55.0
MPX1D1770L1R5	1.50	±20%	1.6	1.9	39.0	39.0	50.0
MPX1D1770L2R2	2.20	±20%	1.9	2.2	35.0	31.0	42.0
MPX1D1770L3R3	3.30	±20%	2.4	2.8	30.0	30.0	39.0
MPX1D1770L4R7	4.70	±20%	4.1	4.8	24.0	23.5	35.0
MPX1D1770L6R8	6.80	±20%	5.8	6.7	20.0	20.0	28.0
MPX1D1770L100	10.00	±20%	8.9	10.3	16.0	17.0	22.0
MPX1D1770L150	15.00	±20%	13.5	15.6	13.0	13.0	17.0
MPX1D1770L220	22.00	±20%	19.5	22.5	11.0	11.0	14.0
MPX1D1770L330	33.00	±20%	28.8	33.2	9.0	9.0	13.0
MPX1D1770L470	47.00	±20%	42.7	49.2	7.0	8.0	11.0
MPX1D1770L680	68.00	±20%	60.0	69.0	6.0	6.0	8.5
MPX1D1770L101	100.00	±20%	80.0	92.0	5.0	5.0	8.0
MPX1D2213LR47	0.47	±20%	0.5	0.5	92.0	80.0	124.0
MPX1D2213LR68	0.68	±20%	0.5	0.6	88.0	92.0	132.0
MPX1D2213L1R0	1.00	±20%	0.6	0.7	80.0	60.0	80.0
MPX1D2213L1R5	1.50	±20%	0.8	0.9	70.0	62.0	75.0
MPX1D2213L2R2	2.20	±20%	1.0	1.2	65.0	47.0	65.0
MPX1D2213L3R3	3.30	±20%	1.2	1.4	60.0	42.0	60.0
MPX1D2213L4R7	4.70	±20%	1.6	1.9	50.0	45.0	58.0
MPX1D2213L6R8	6.80	±20%	2.4	2.8	44.0	35.0	50.0
MPX1D2213L100	10.00	±20%	3.6	4.2	35.0	30.0	40.0
MPX1D2213L150	15.00	±20%	4.3	5.0	32.0	24.0	32.0
MPX1D2213L220	22.00	±20%	8.7	10.1	22.0	18.0	25.0
MPX1D2213L330	33.00	±20%	9.2	10.6	18.0	16.0	21.0
MPX1D2213L470	47.00	±20%	16.4	18.9	16.0	13.0	17.0
MPX1D2213L680	68.00	±20%	25.2	29.0	12.0	9.0	13.0
MPX1D2213L101	100.00	±20%	30.9	35.6	11.0	8.0	11.0
Part Number	Inductance (µH) at 100 kHz, 1 mA	Inductance Tolerance	DC Resistance (mΩ) Typical	DC Resistance (mΩ) Maximum	I <sub>rms</sub> <sup>1</sup>	I <sub>sat</sub> <sup>2</sup>	I <sub>sat</sub> <sup>3</sup>
					Rated Current (A)		

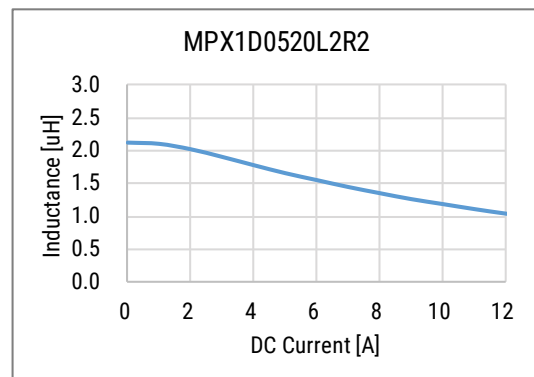
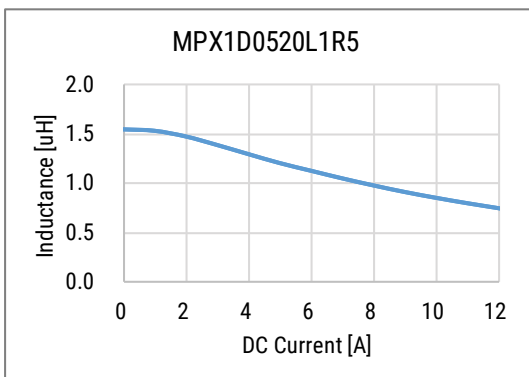
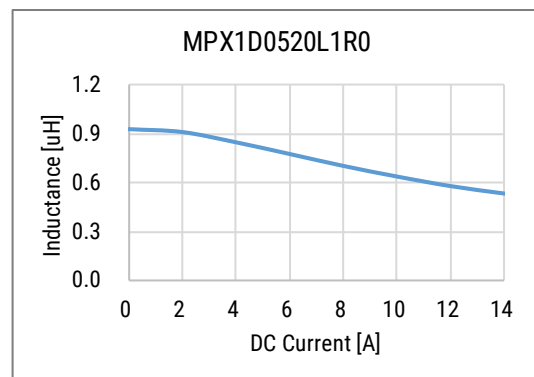
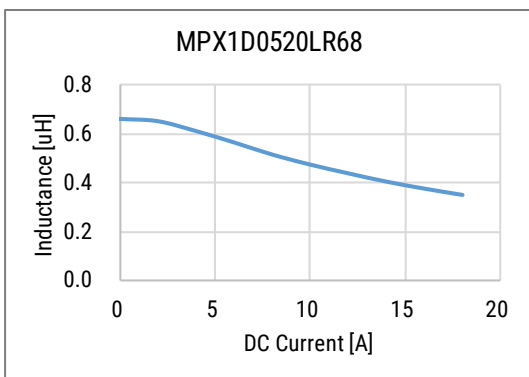
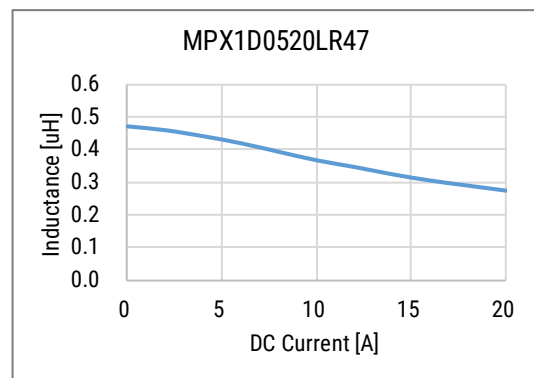
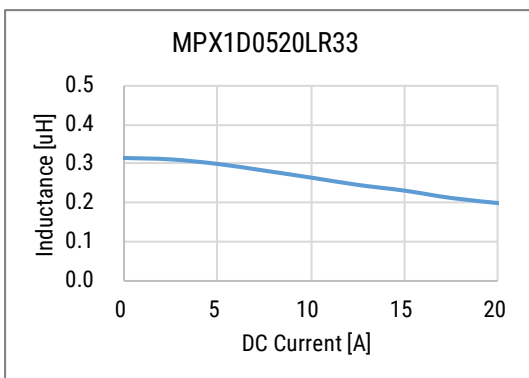
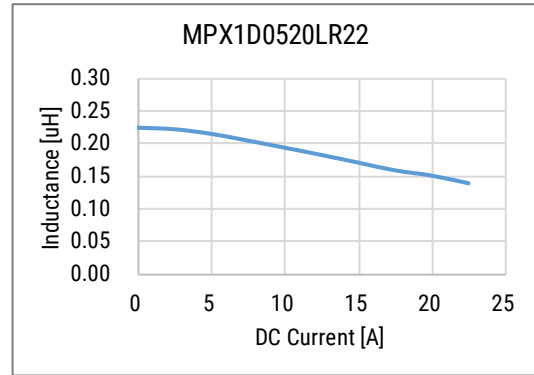
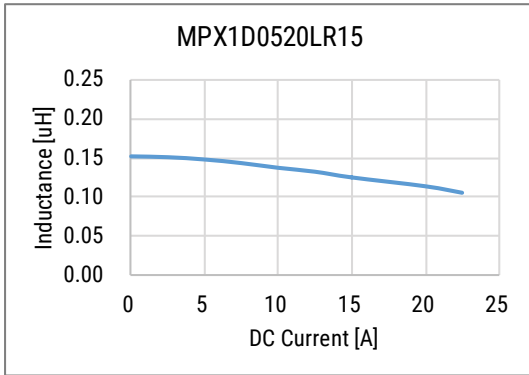
<sup>1</sup> T = 40 K rise at rated current

<sup>2</sup> Inductance drop 20% at rated current

<sup>3</sup> Inductance drop 30% at rated current

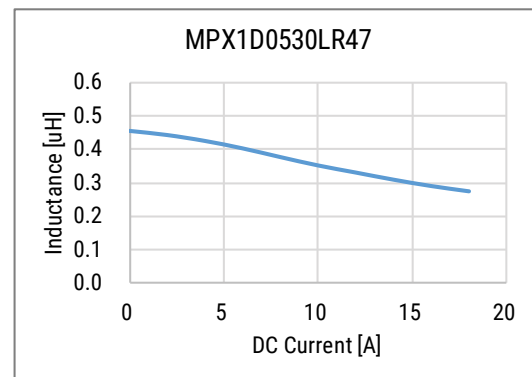
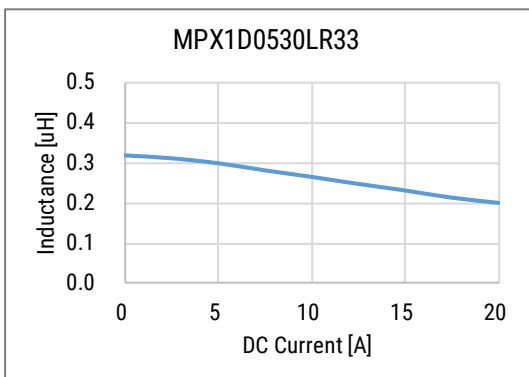
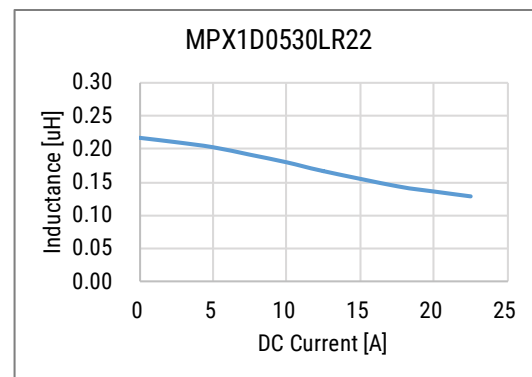
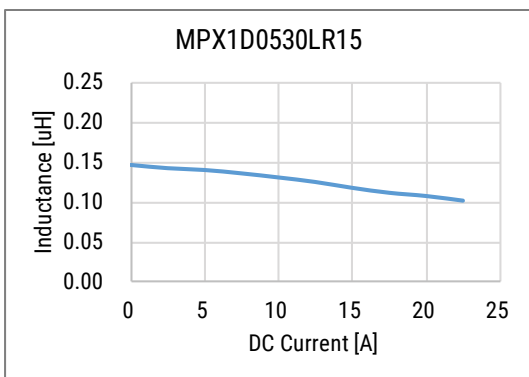
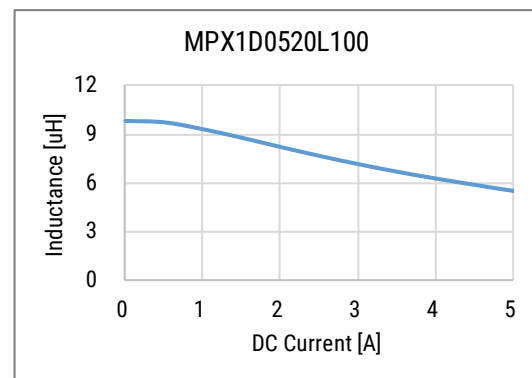
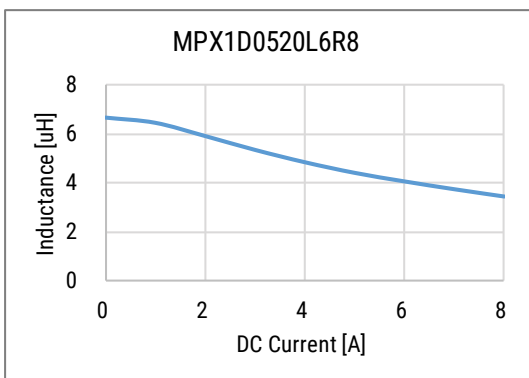
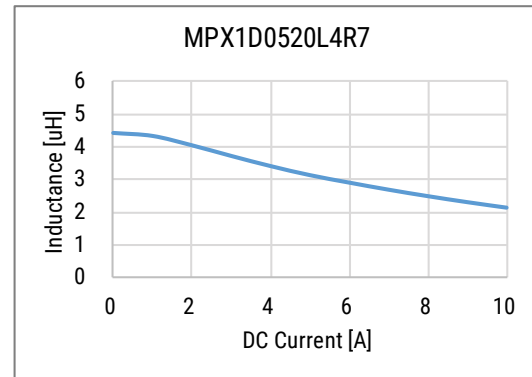
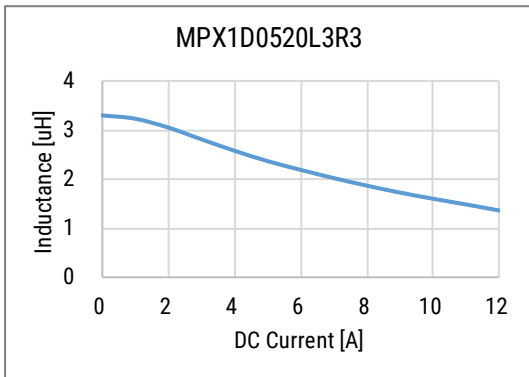
All electrical characteristics data is referenced to 25°C

## DC-Superposed Characteristics

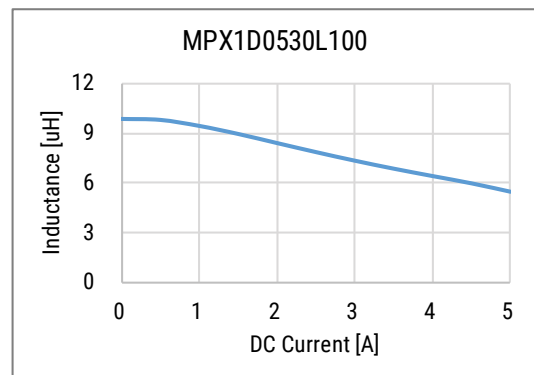
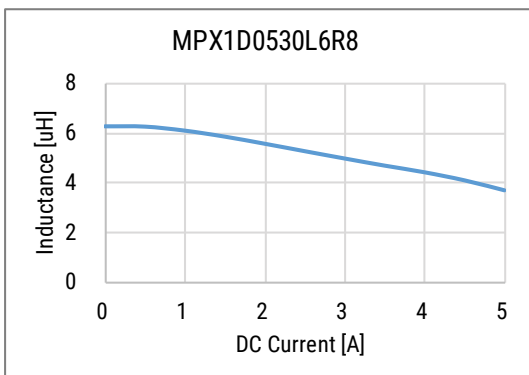
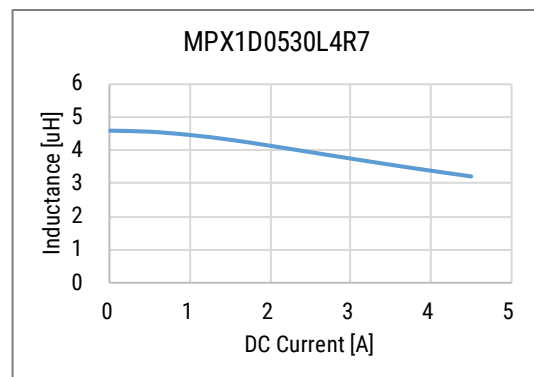
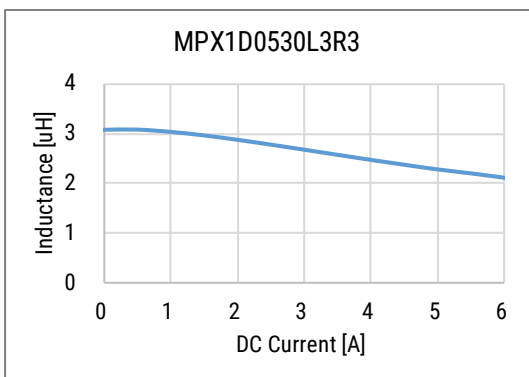
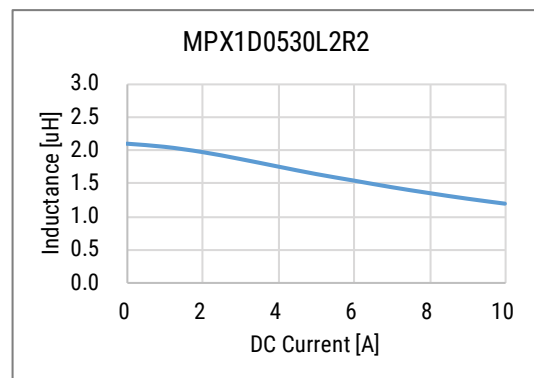
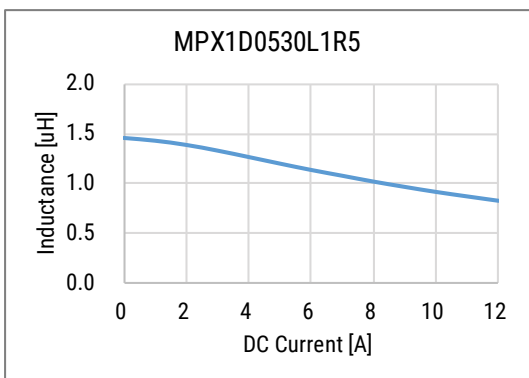
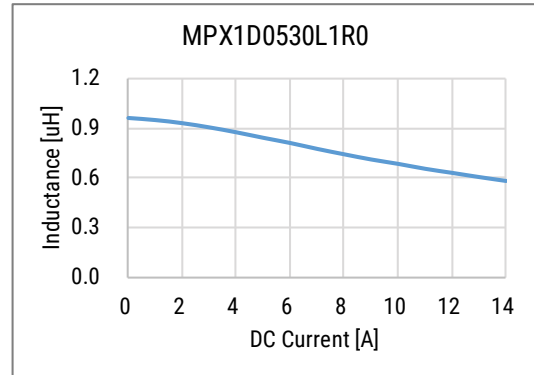
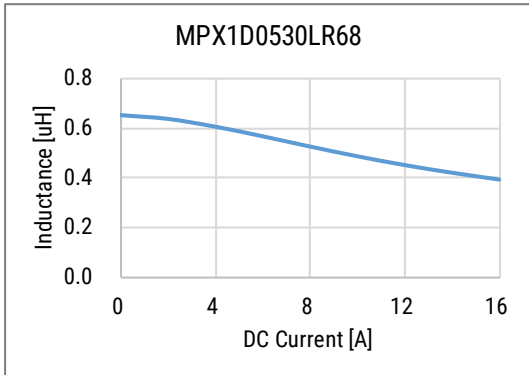




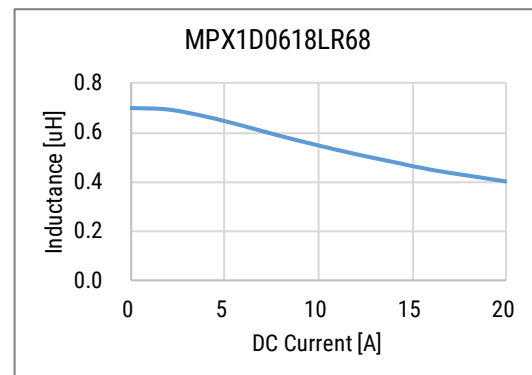
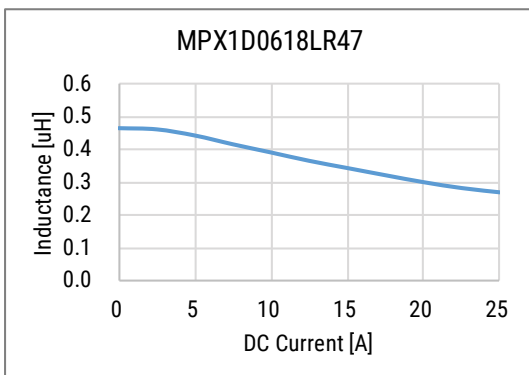
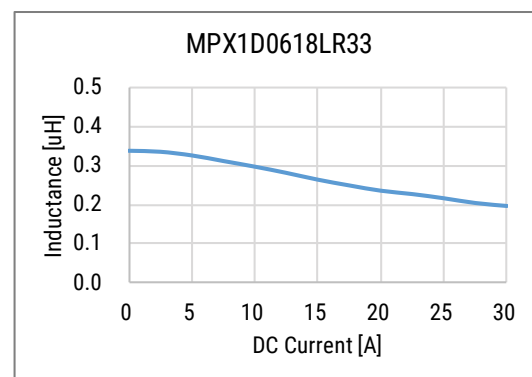
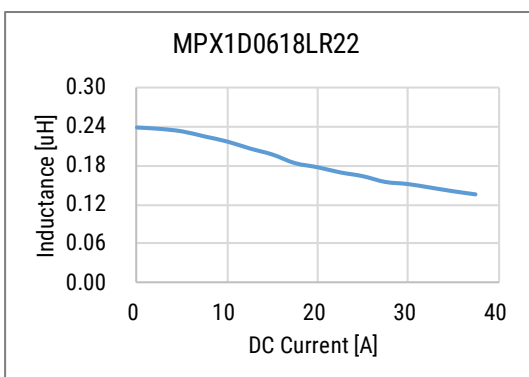
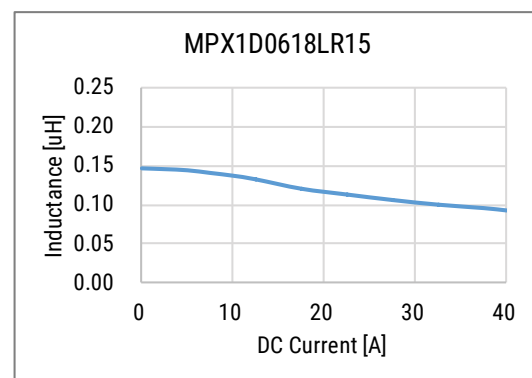
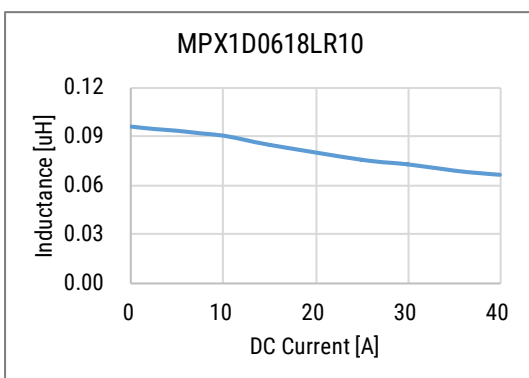
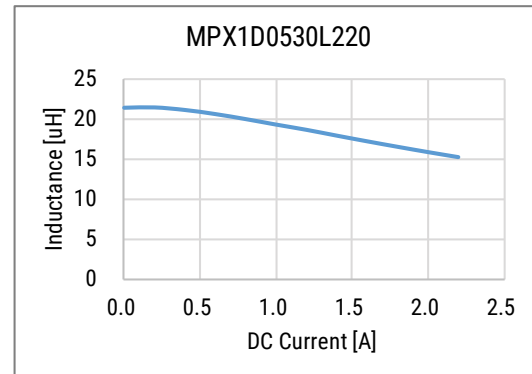
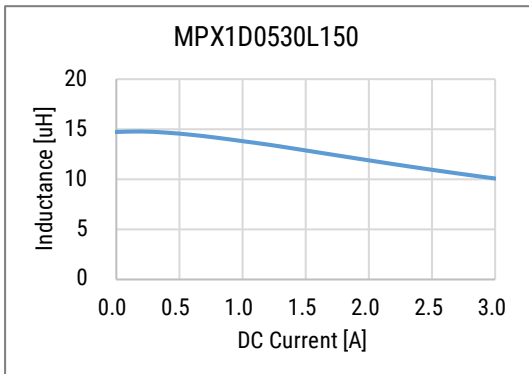
## DC-Superposed Characteristics cont.



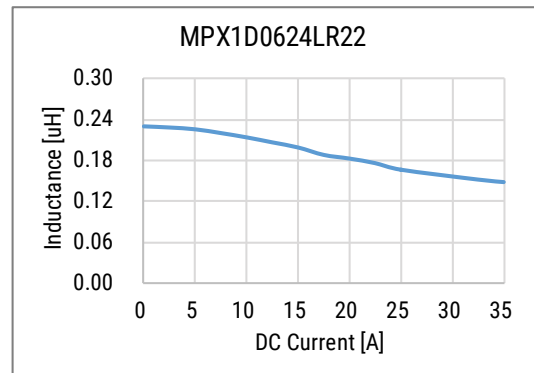
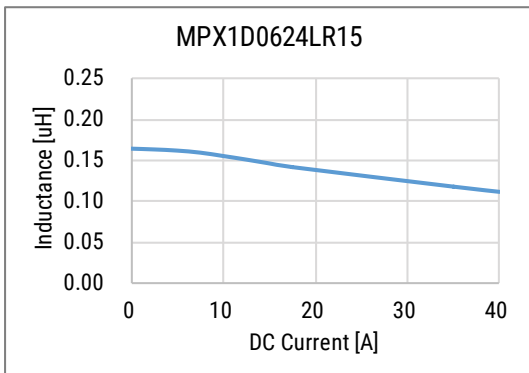
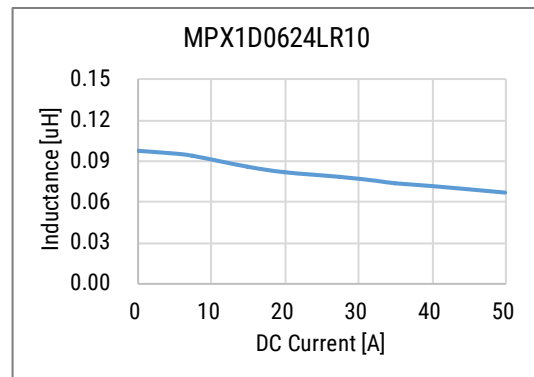
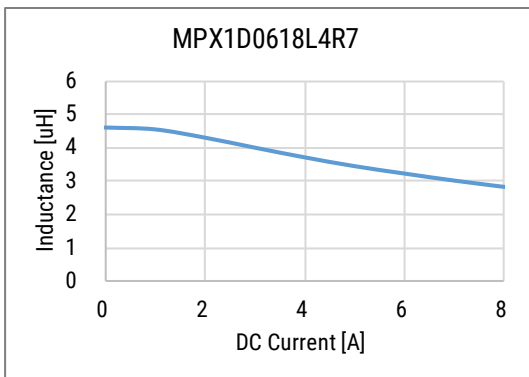
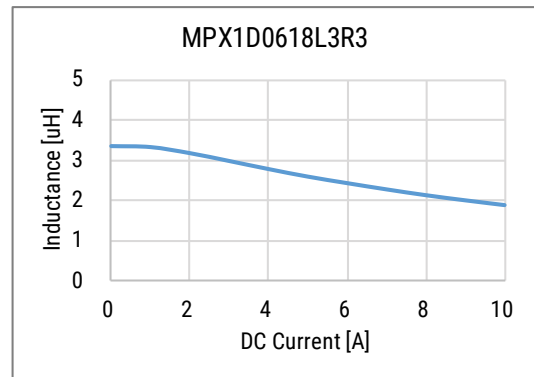
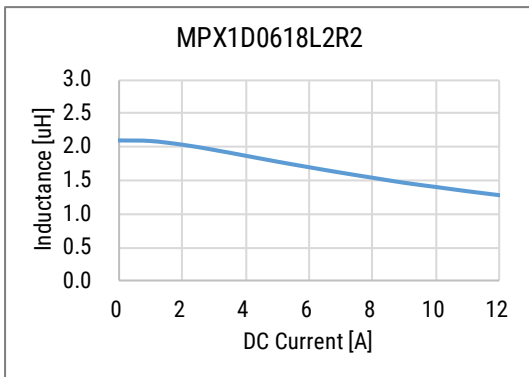
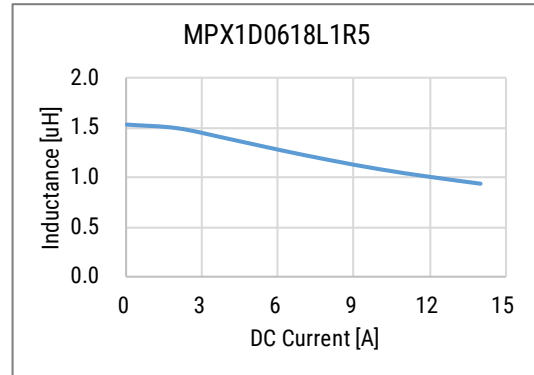
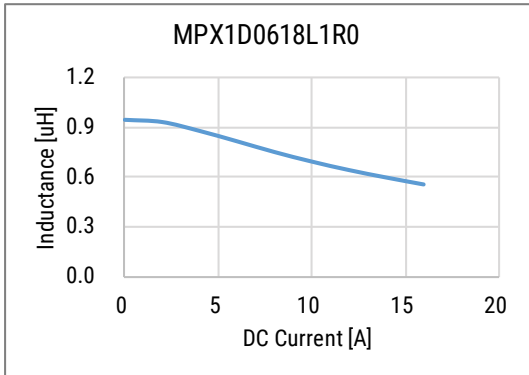
## DC-Superposed Characteristics cont.



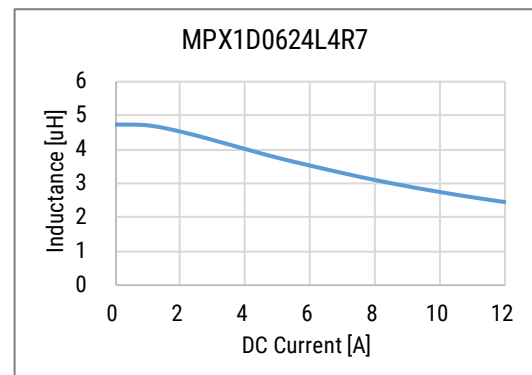
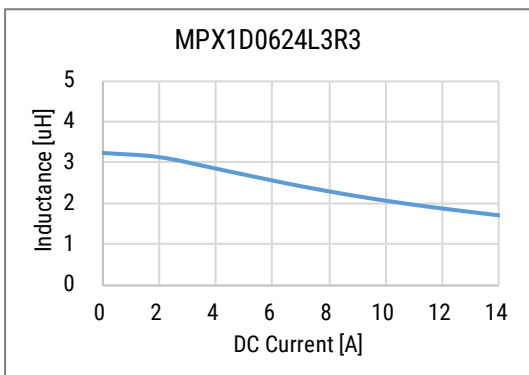
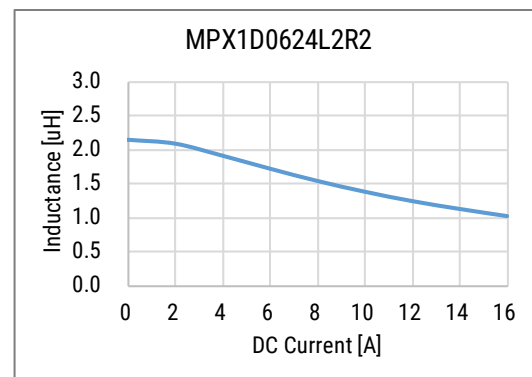
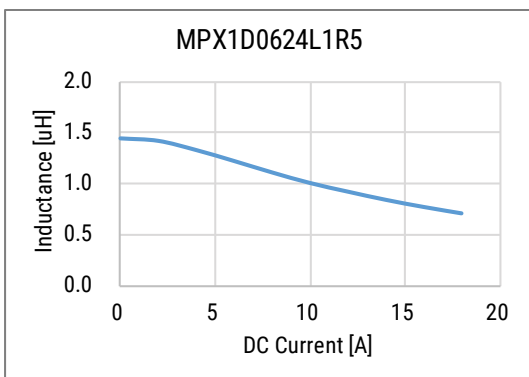
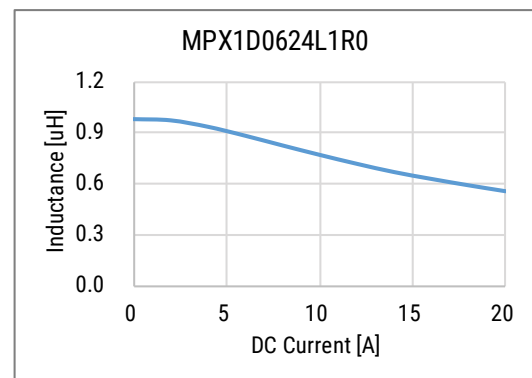
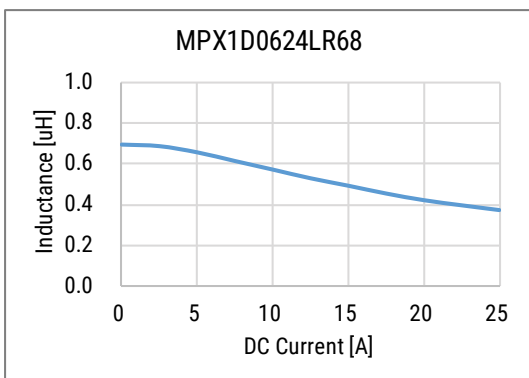
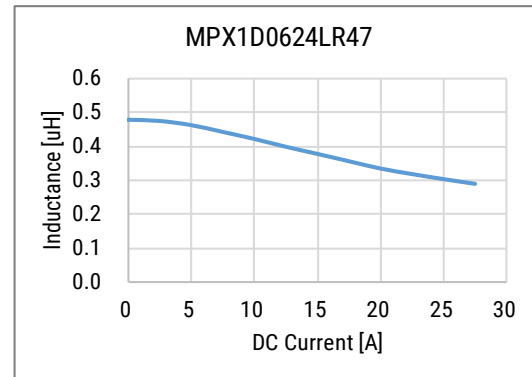
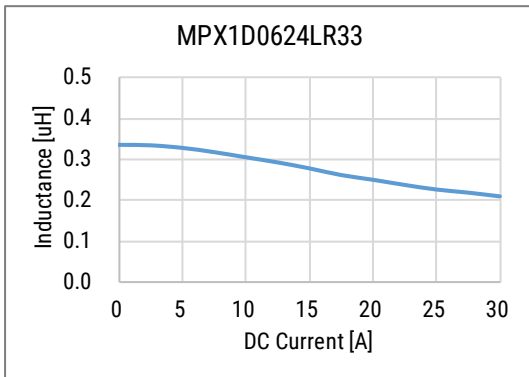
## DC-Superposed Characteristics cont.



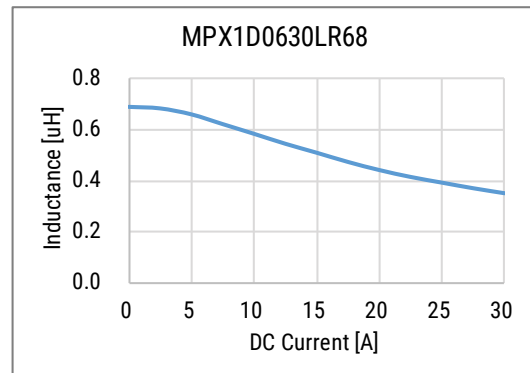
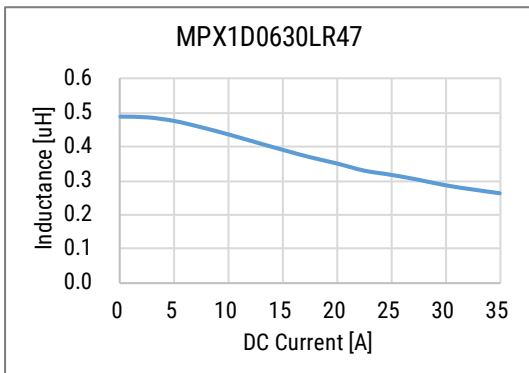
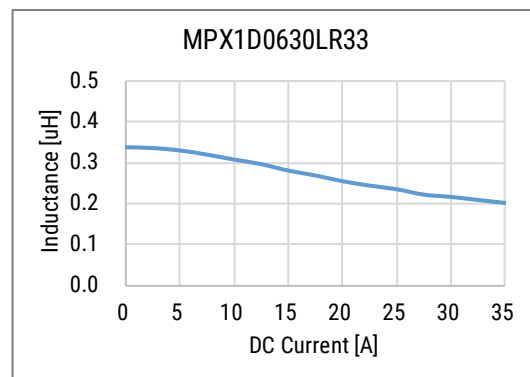
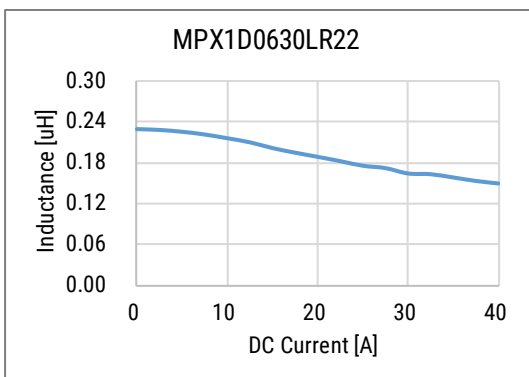
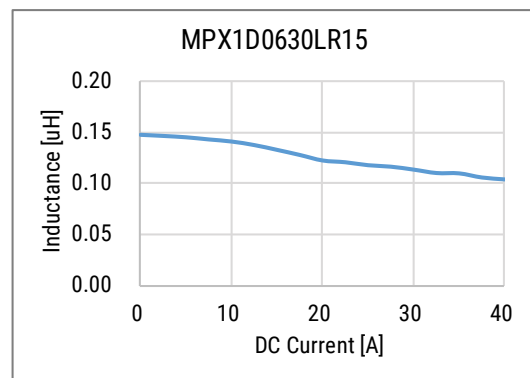
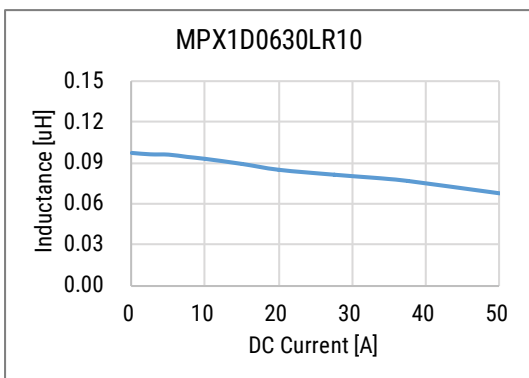
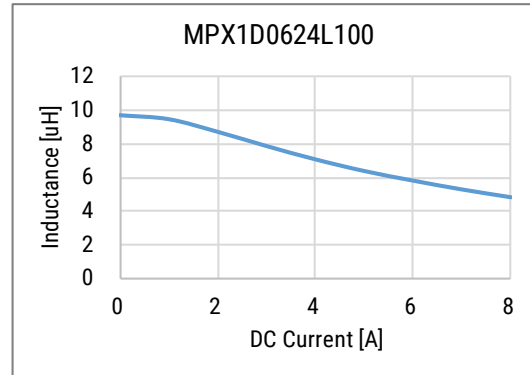
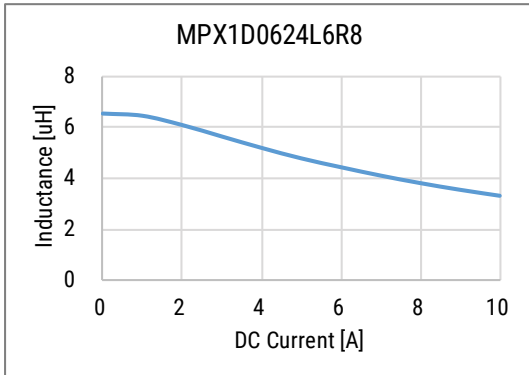
## DC-Superposed Characteristics cont.



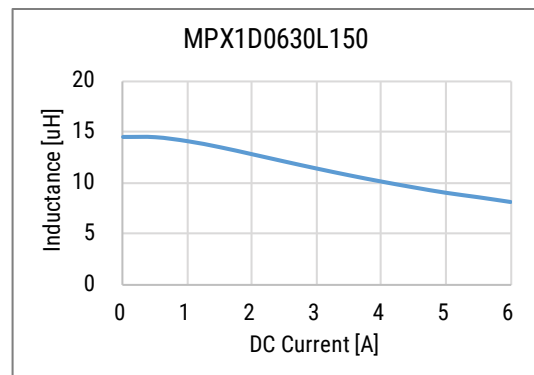
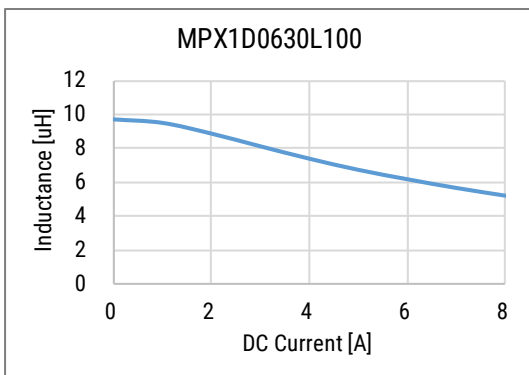
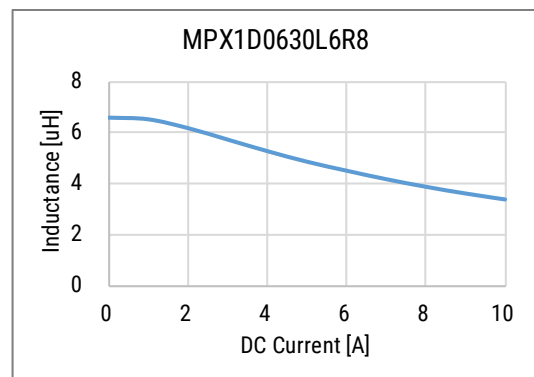
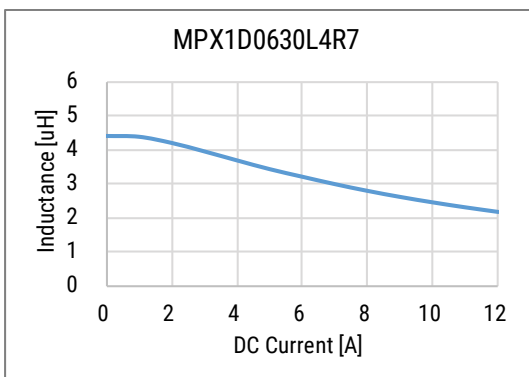
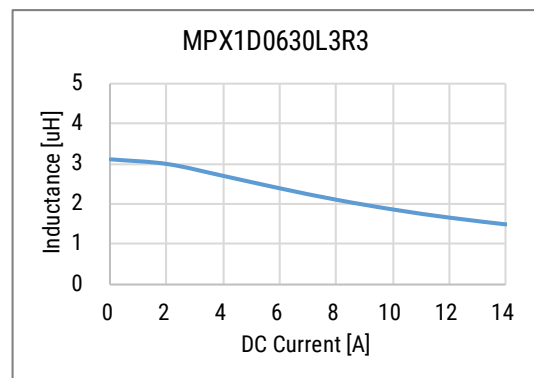
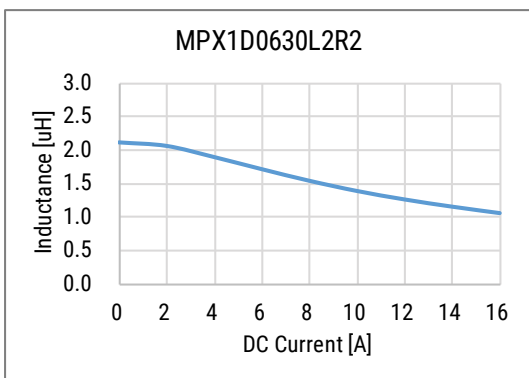
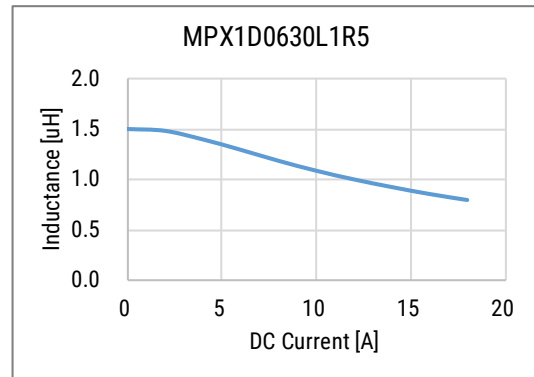
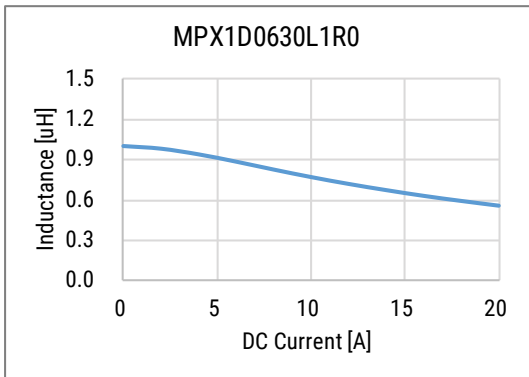
## DC-Superposed Characteristics cont.



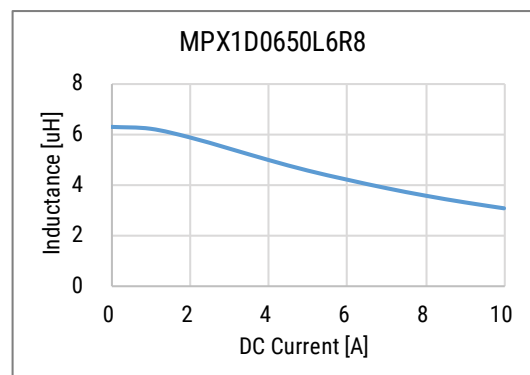
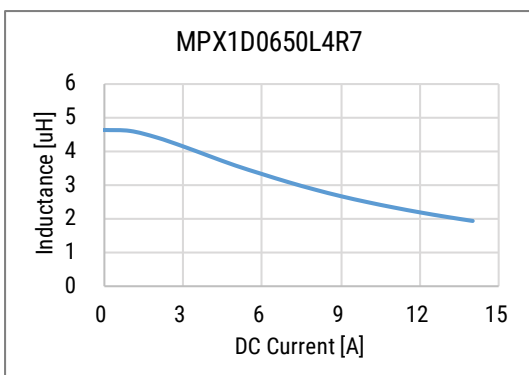
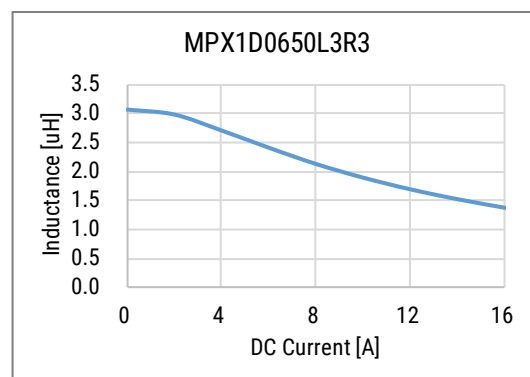
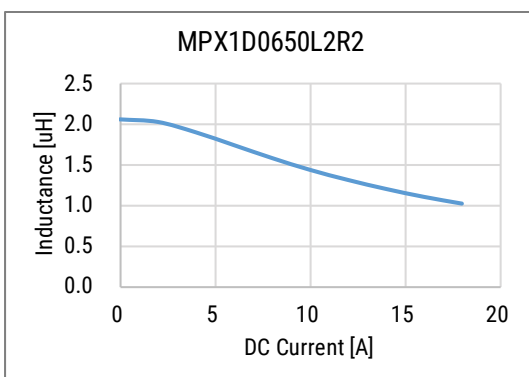
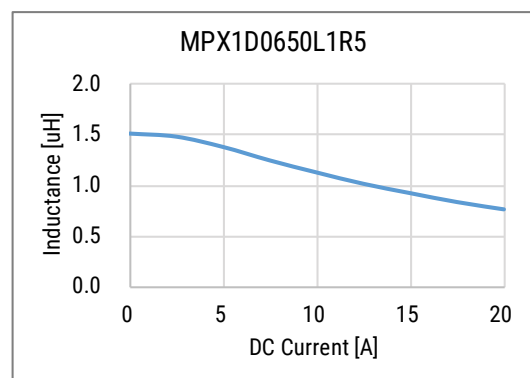
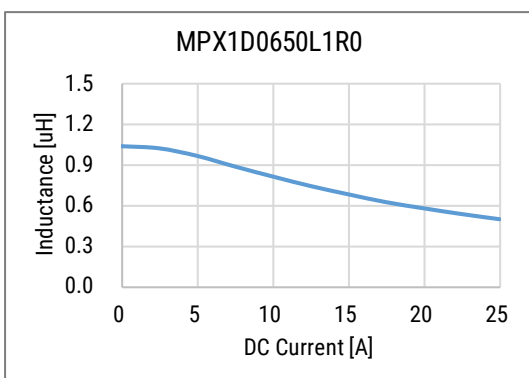
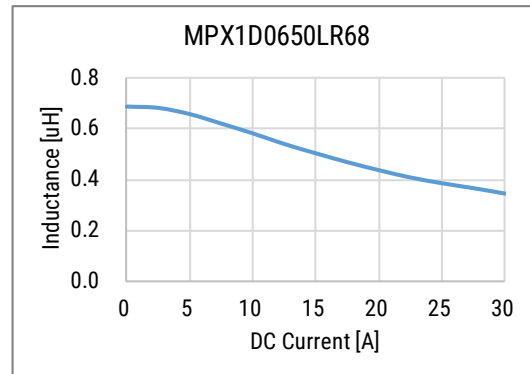
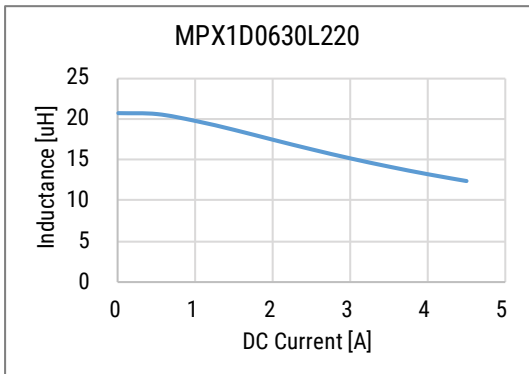
## DC-Superposed Characteristics cont.



## DC-Superposed Characteristics cont.

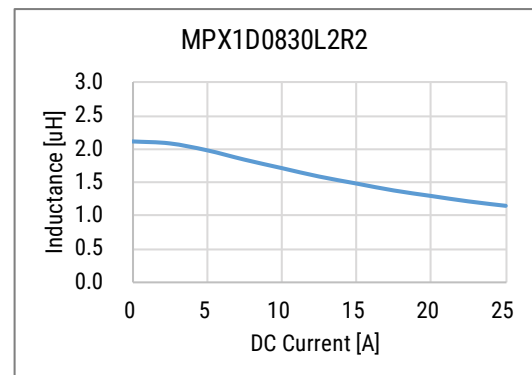
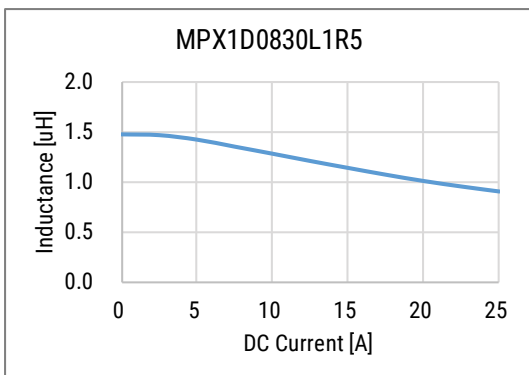
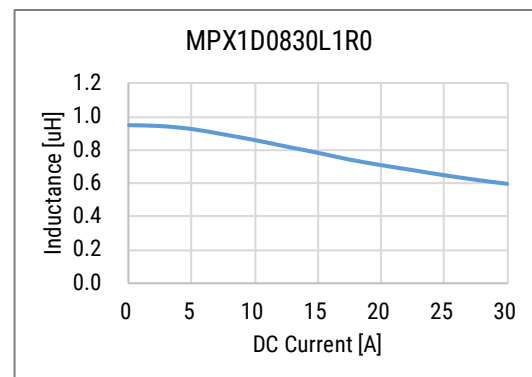
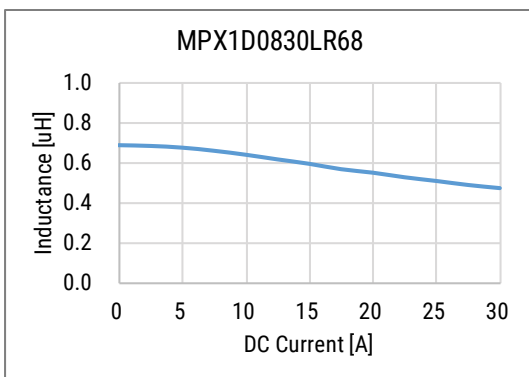
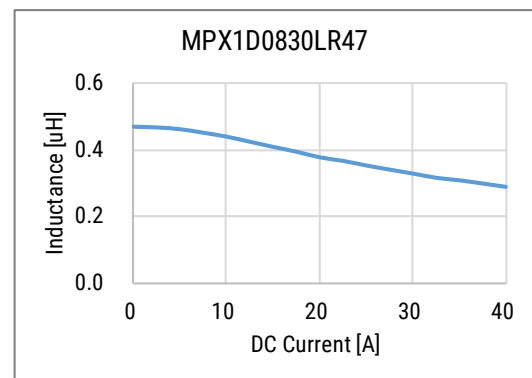
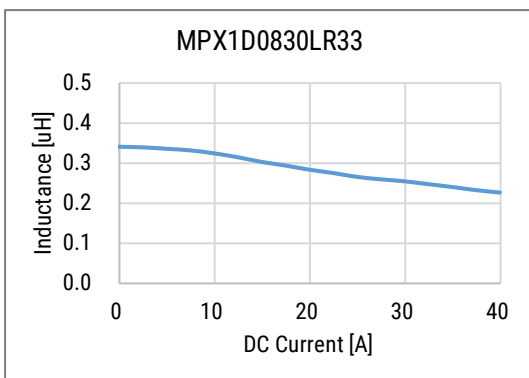
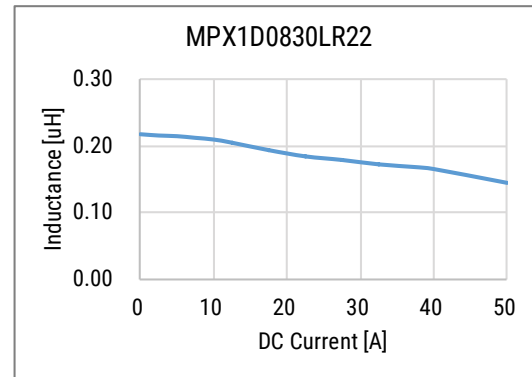
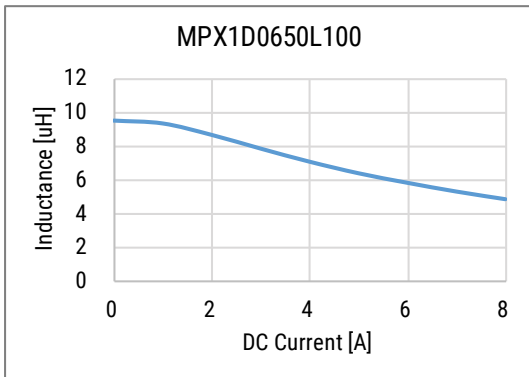


## DC-Superposed Characteristics cont.

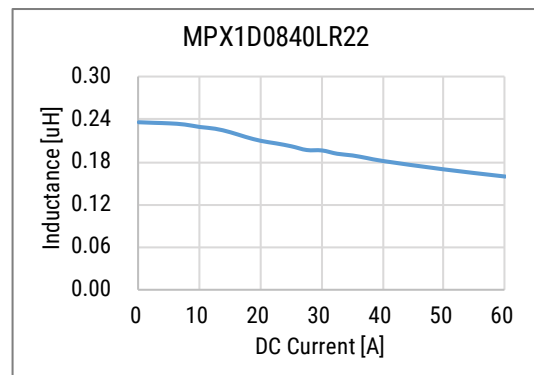
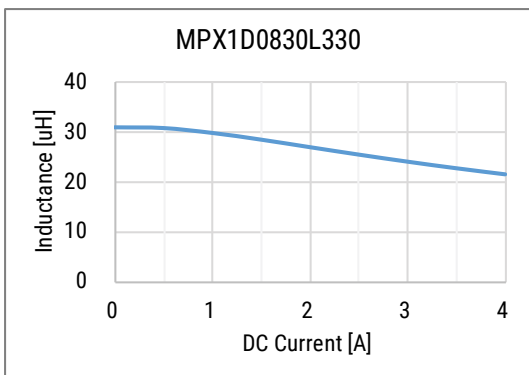
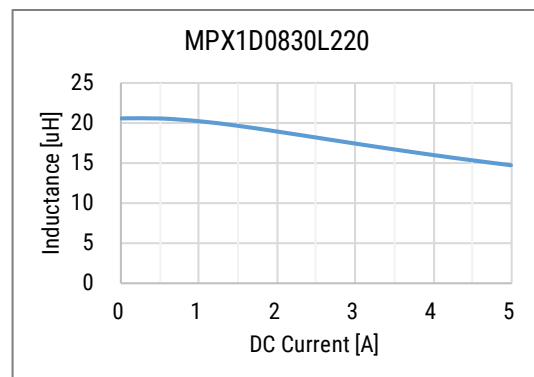
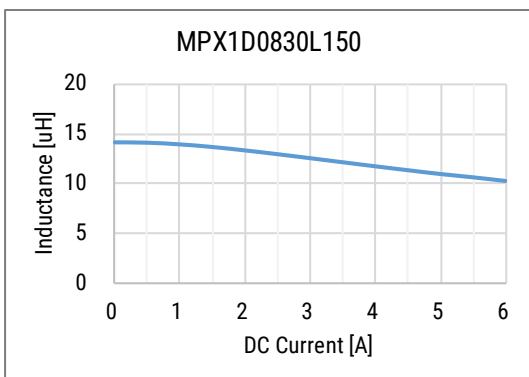
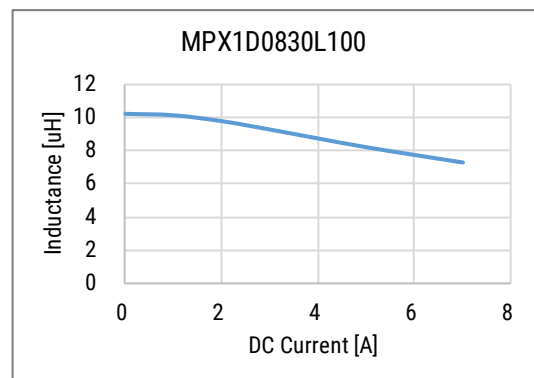
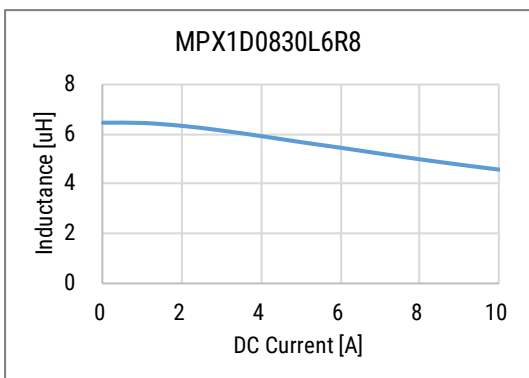
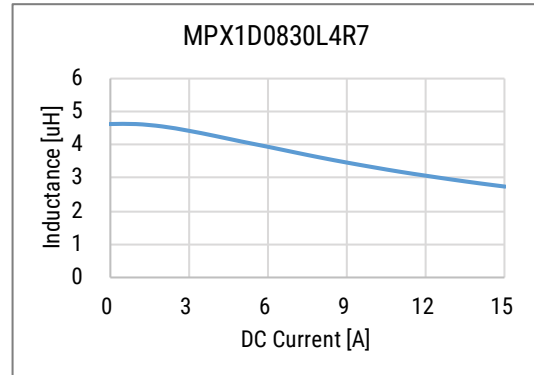
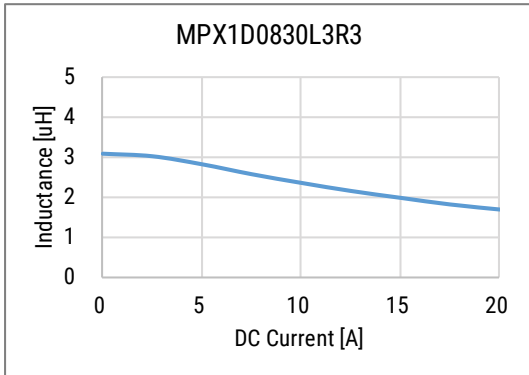




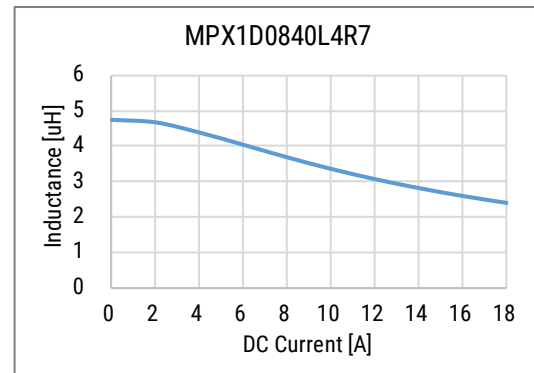
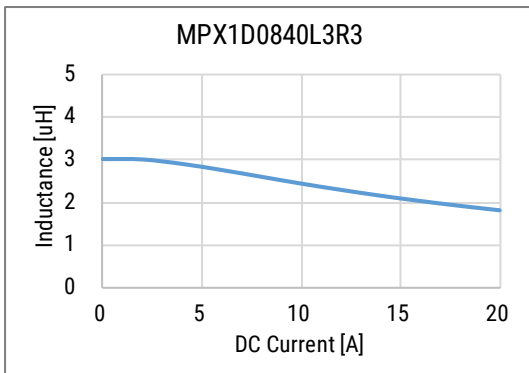
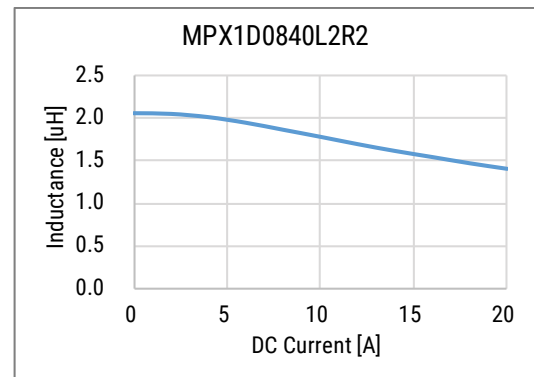
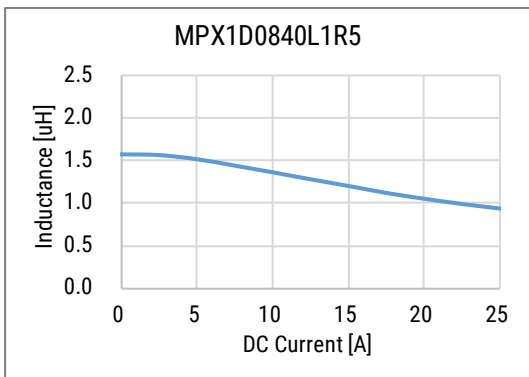
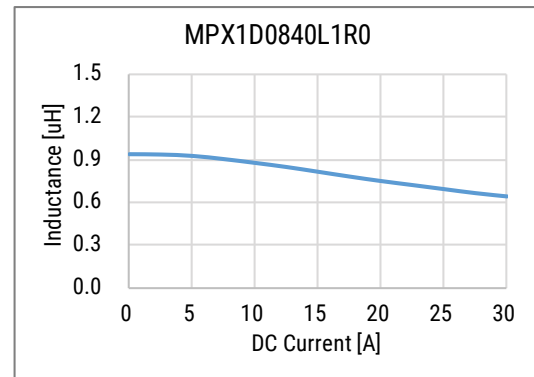
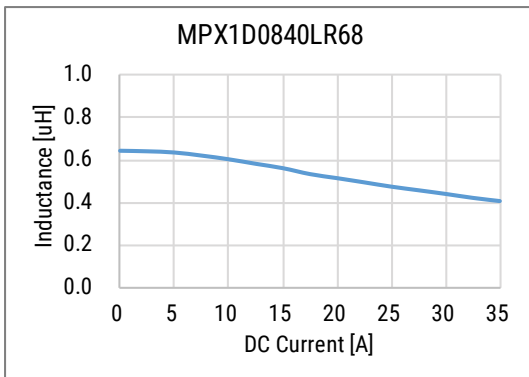
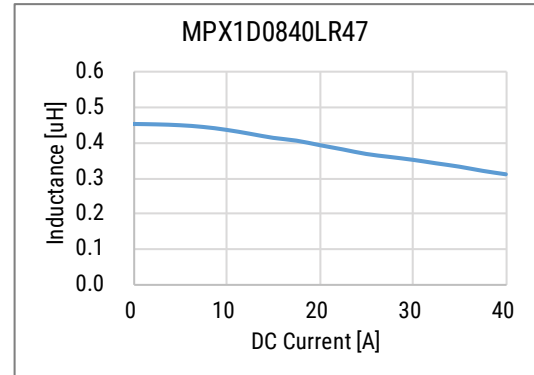
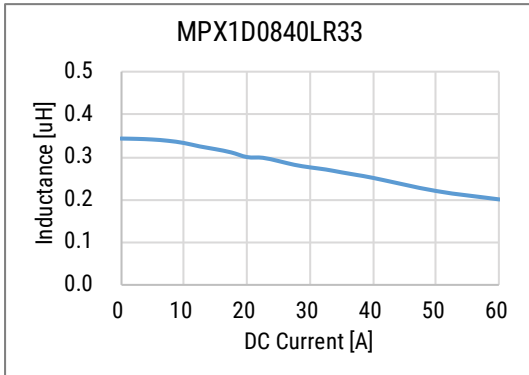
## DC-Superposed Characteristics cont.



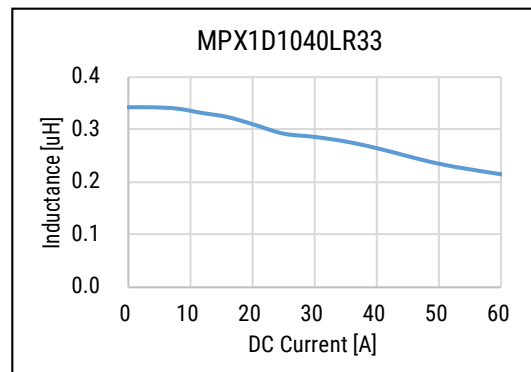
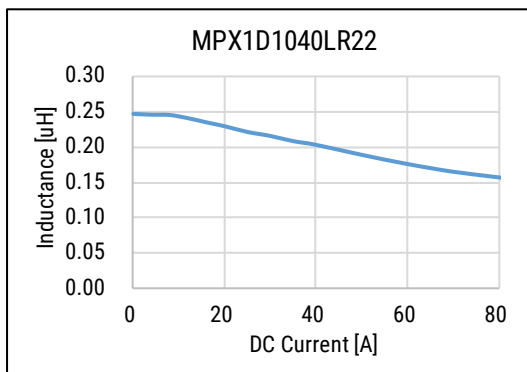
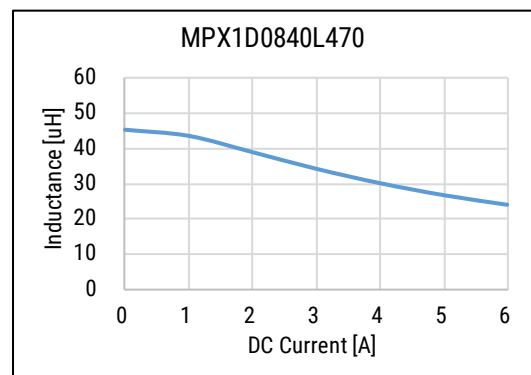
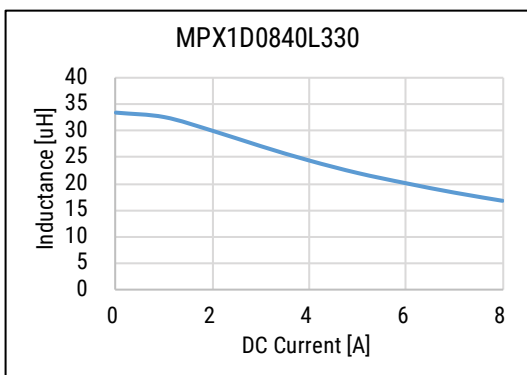
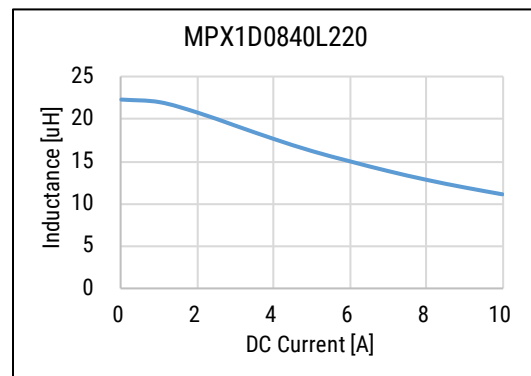
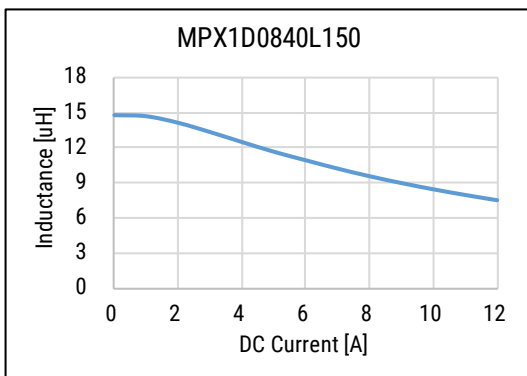
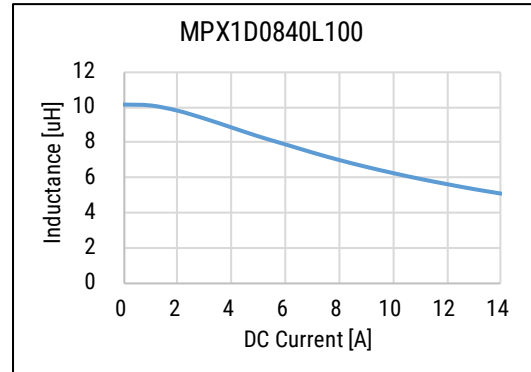
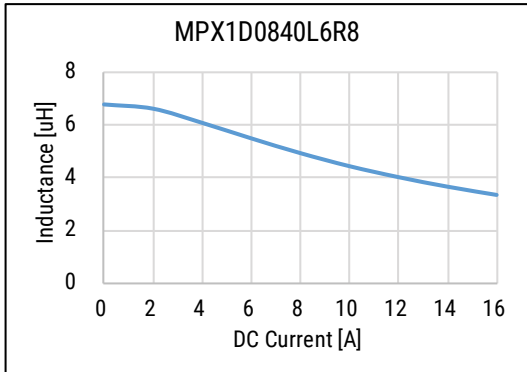
## DC-Superposed Characteristics cont.



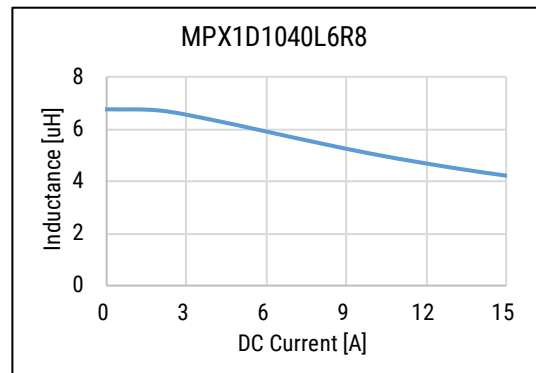
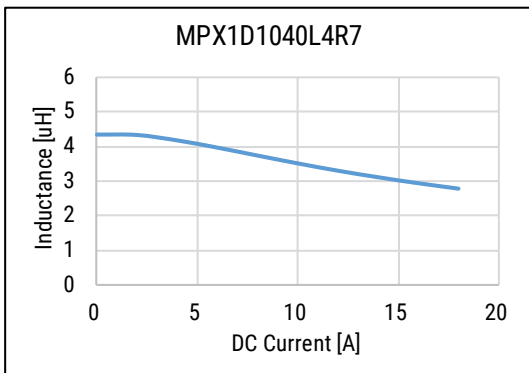
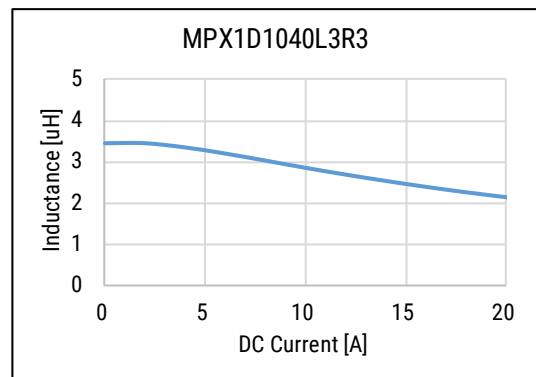
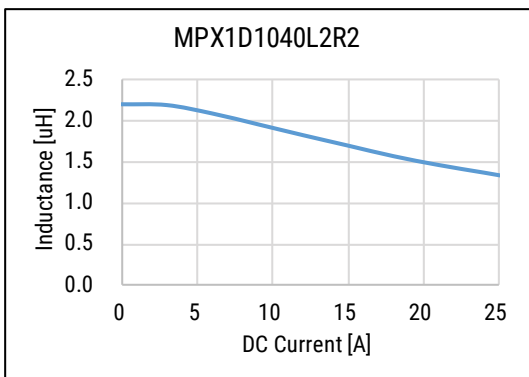
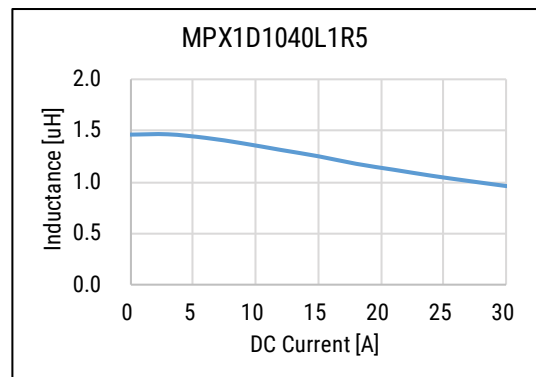
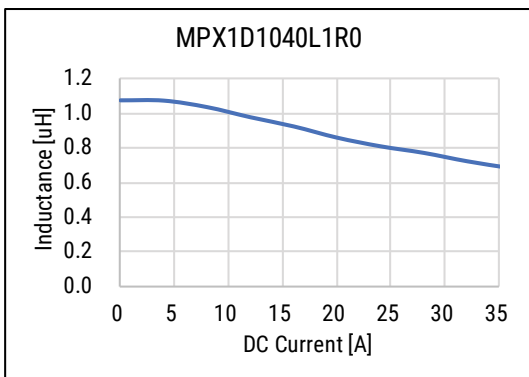
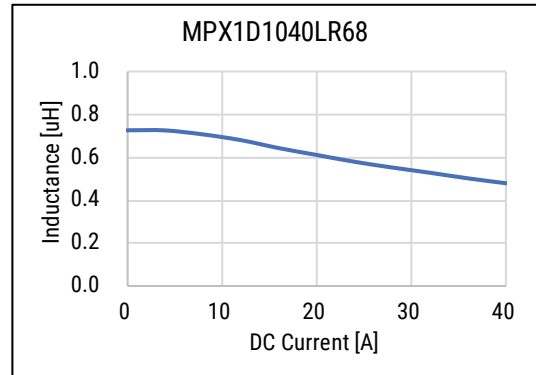
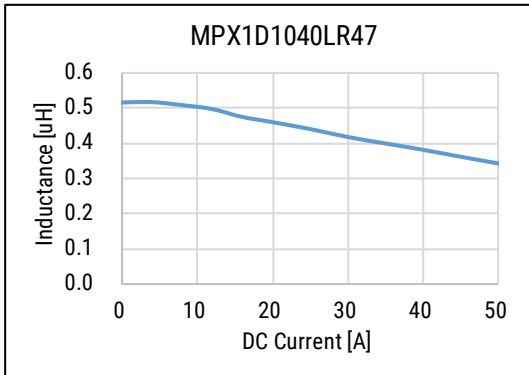
## DC-Superposed Characteristics cont.



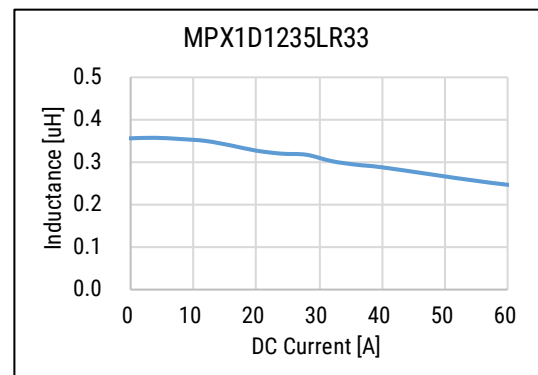
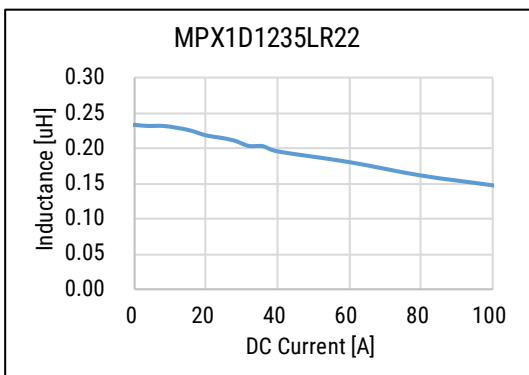
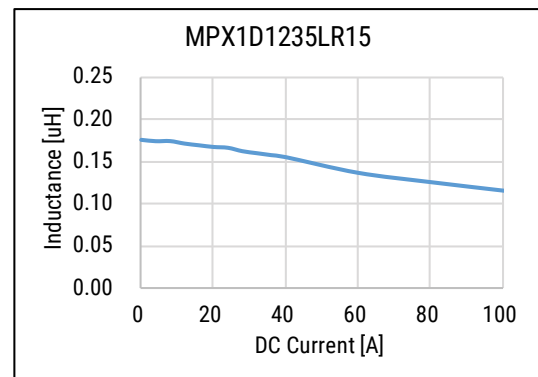
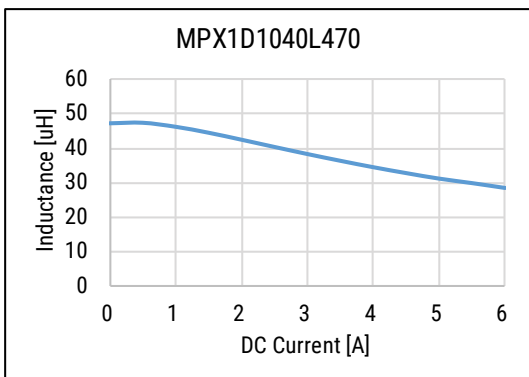
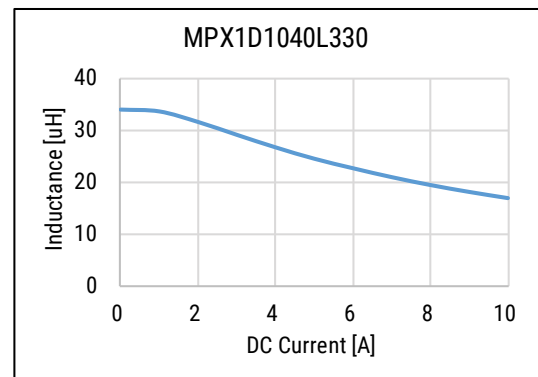
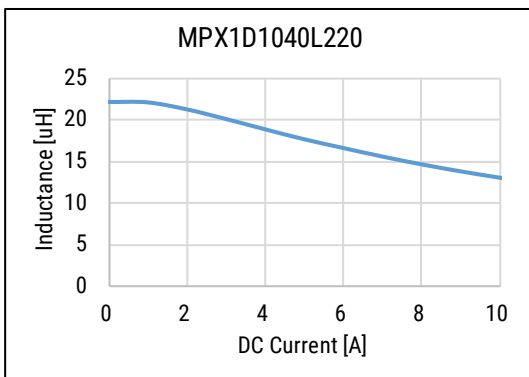
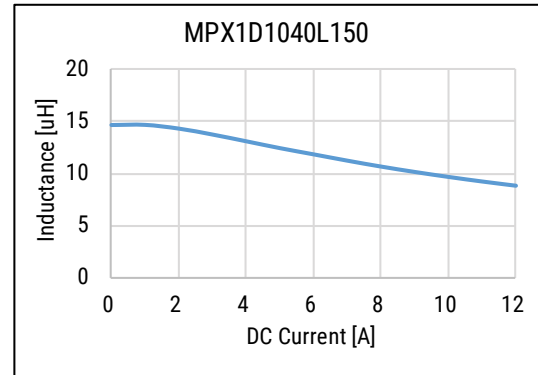
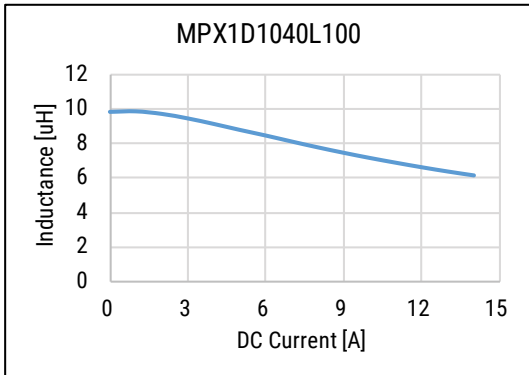
## DC-Superposed Characteristics cont.



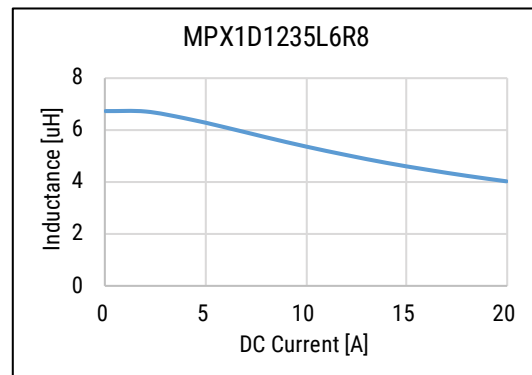
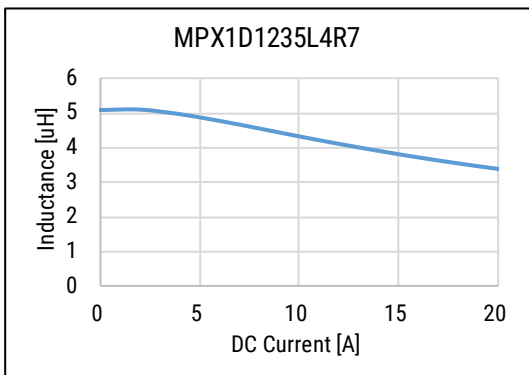
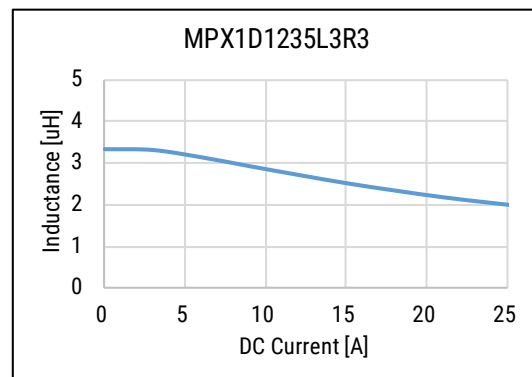
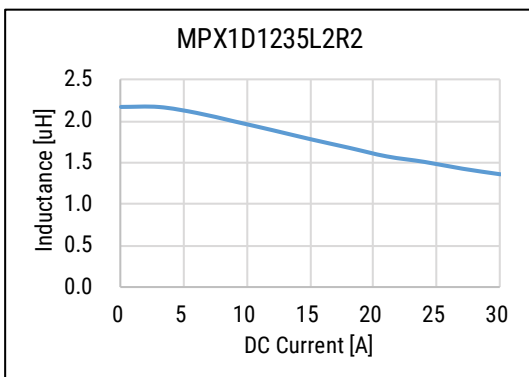
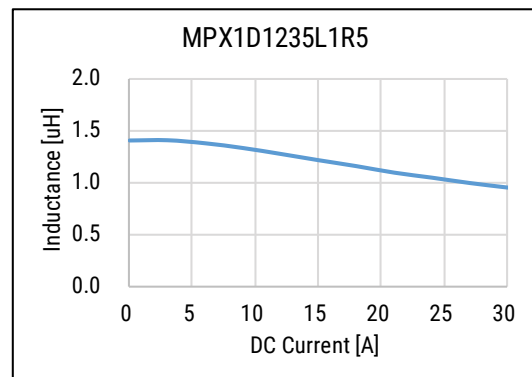
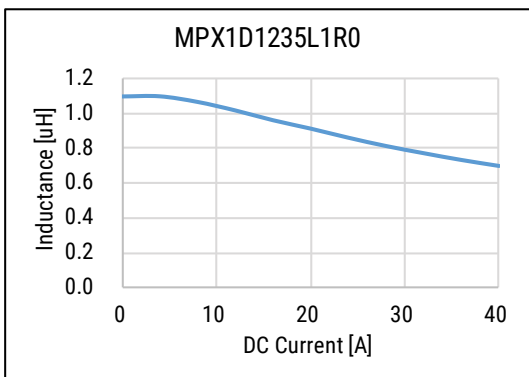
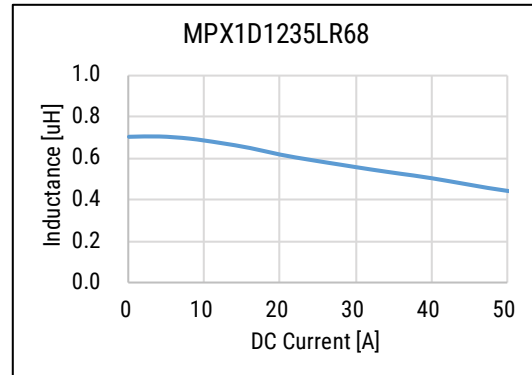
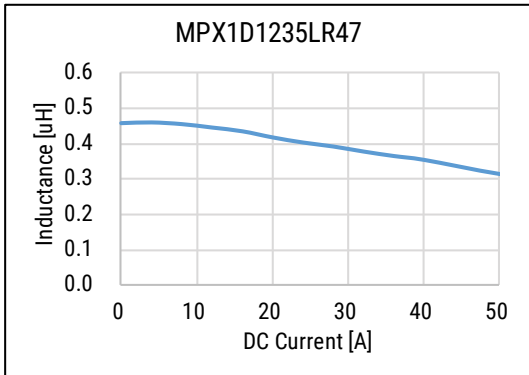
## DC-Superposed Characteristics cont.



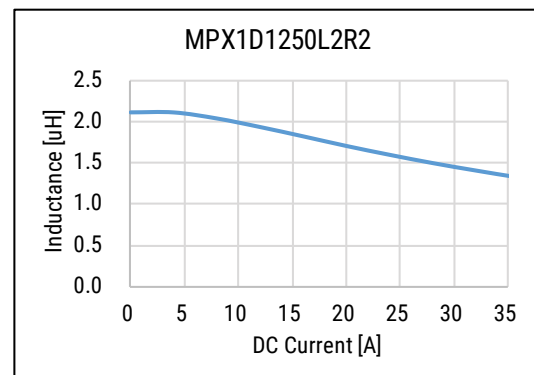
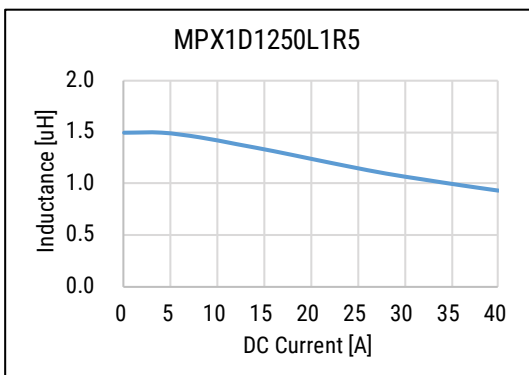
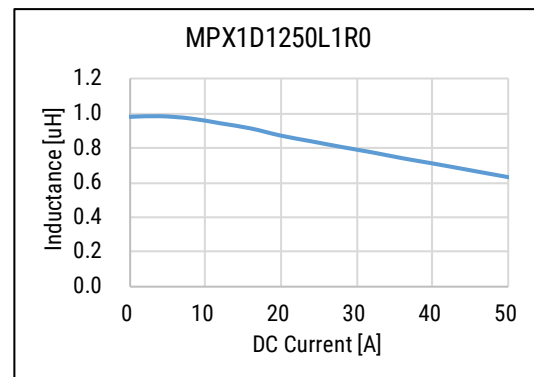
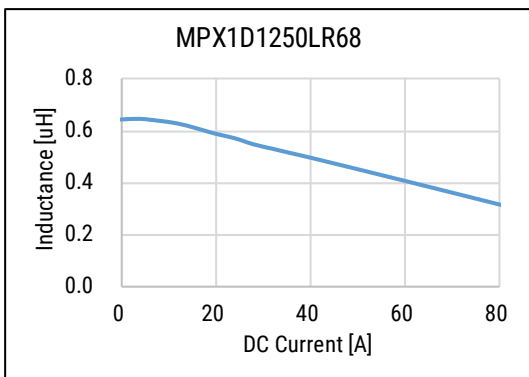
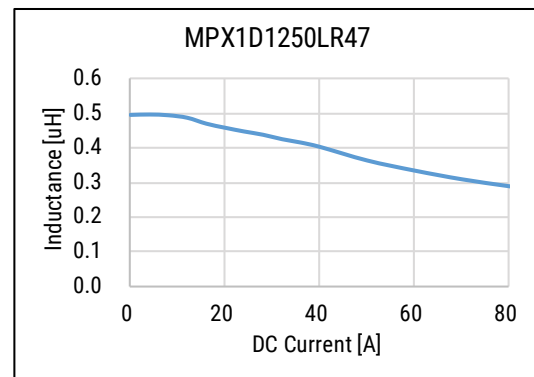
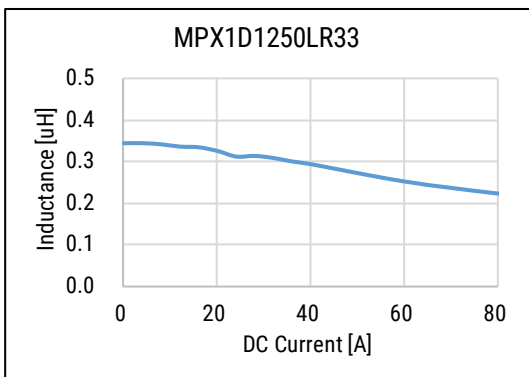
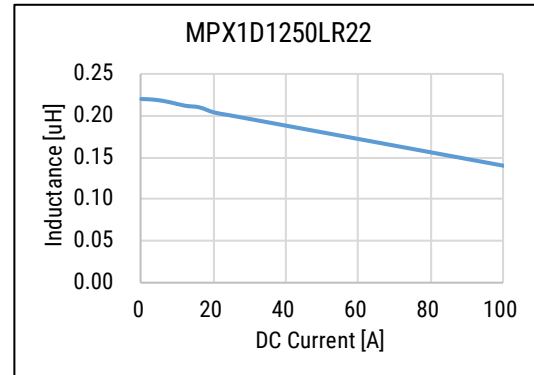
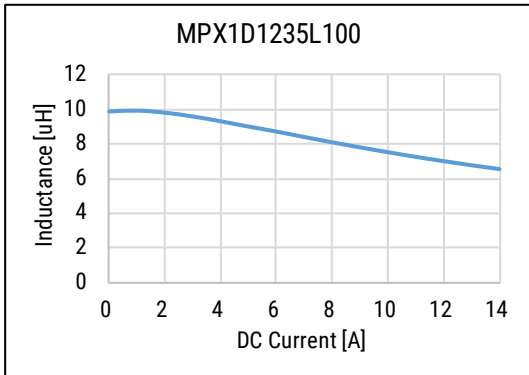
## DC-Superposed Characteristics cont.



## DC-Superposed Characteristics cont.

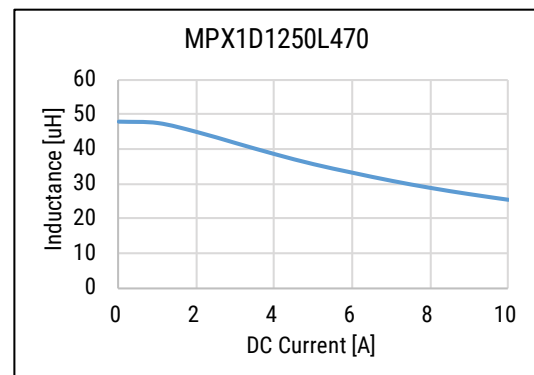
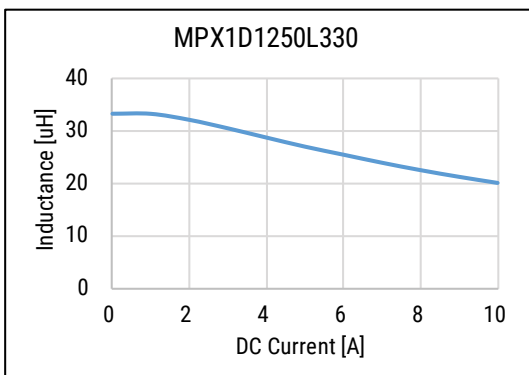
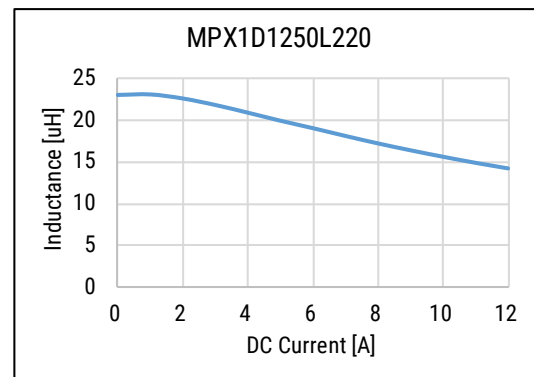
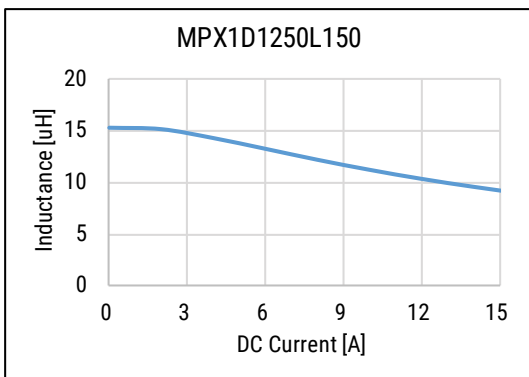
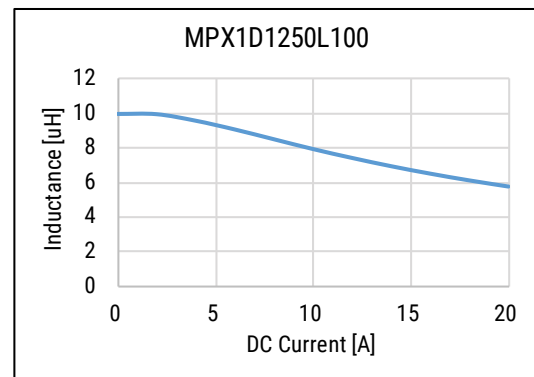
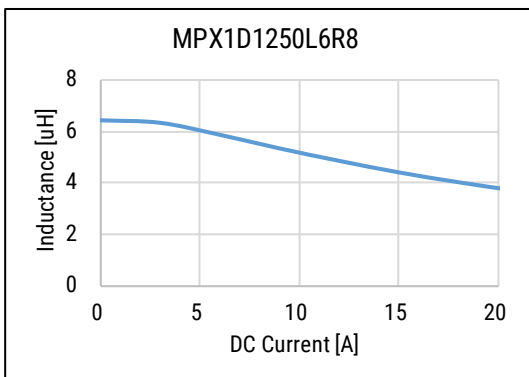
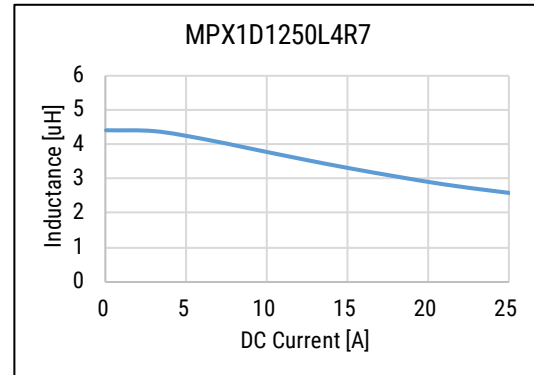
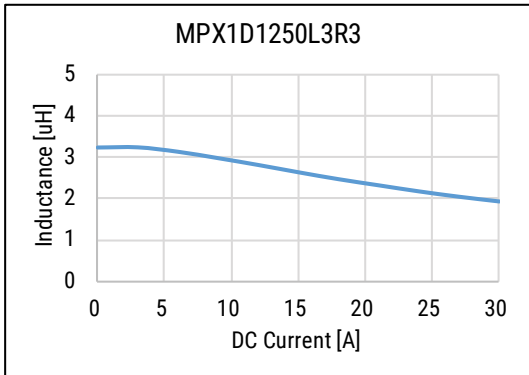


## DC-Superposed Characteristics cont.

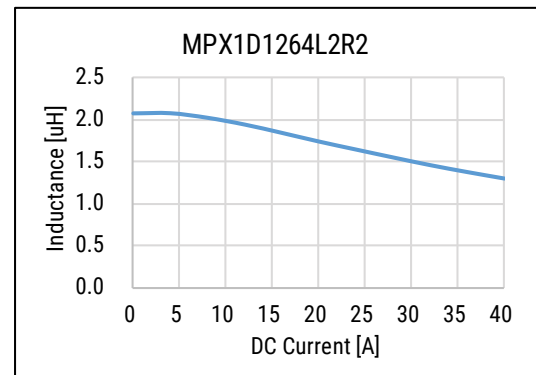
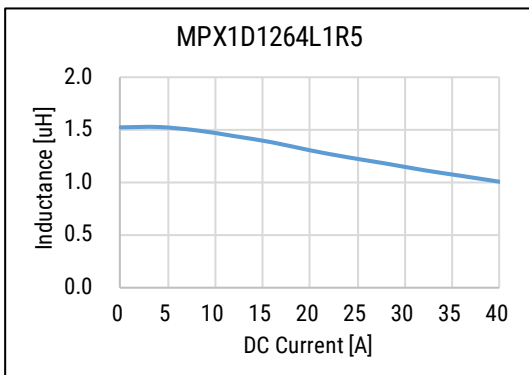
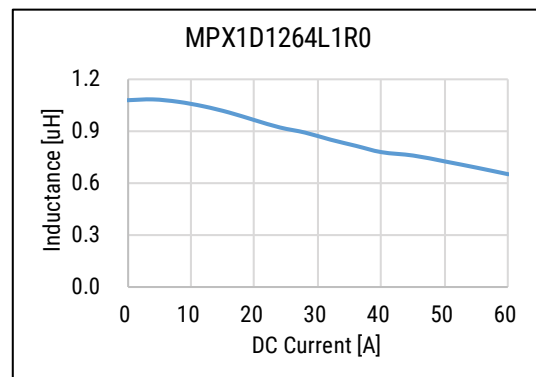
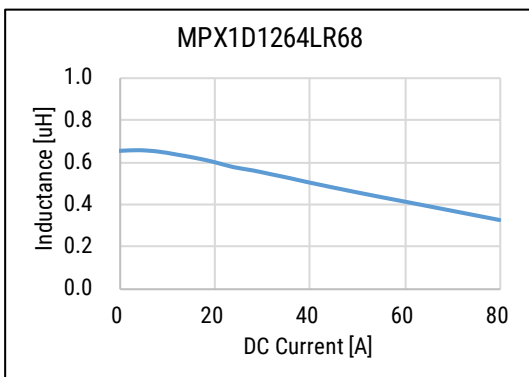
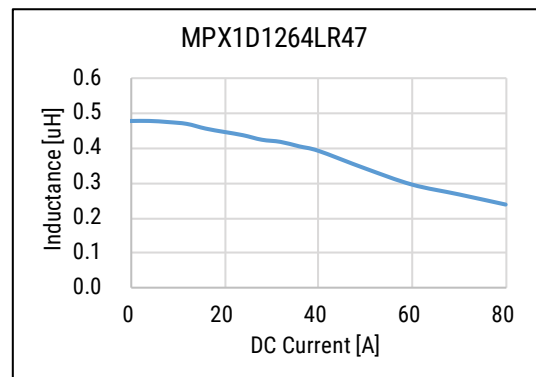
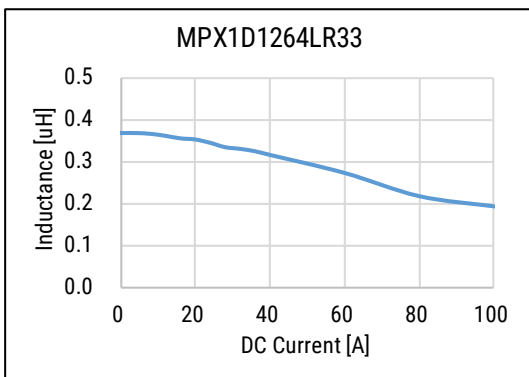
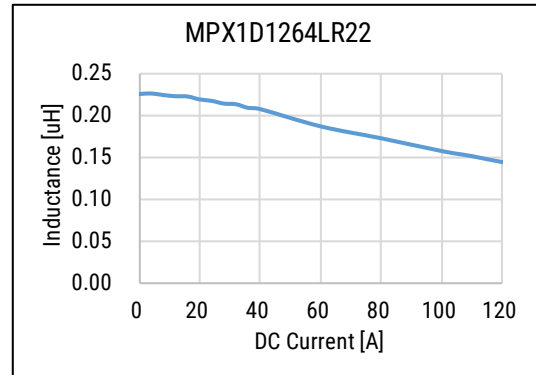
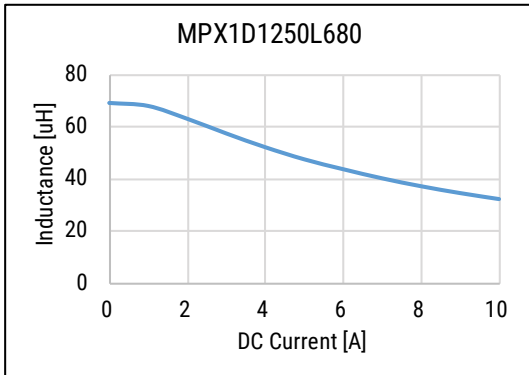




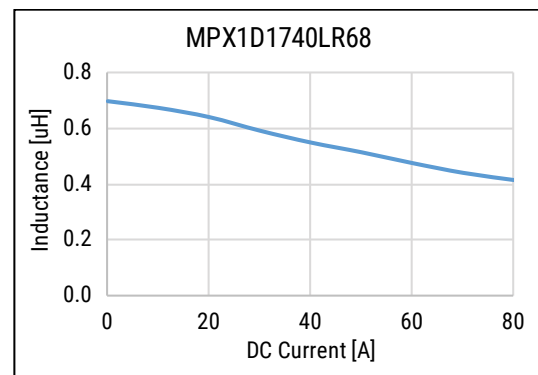
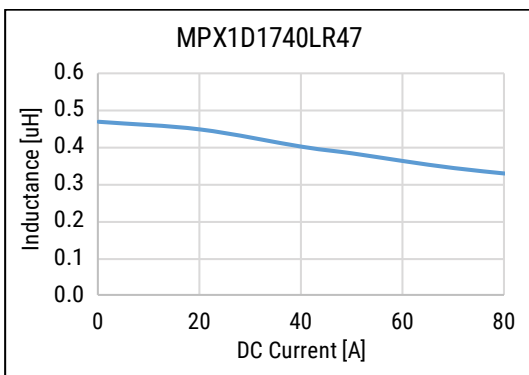
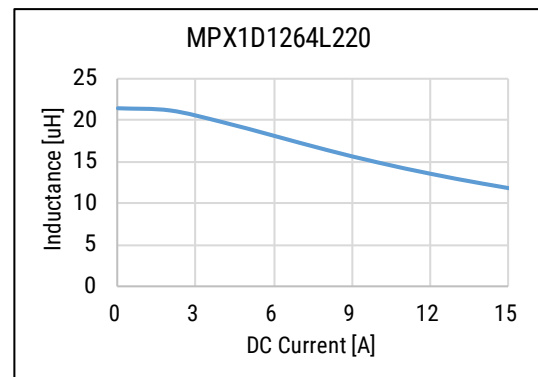
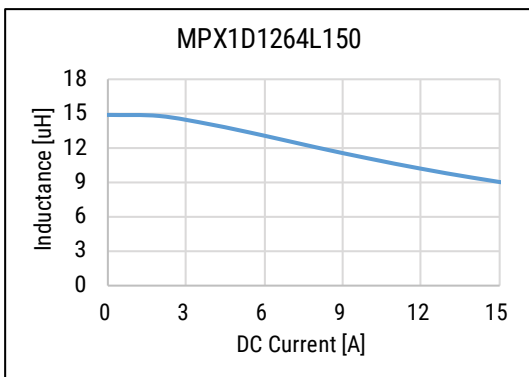
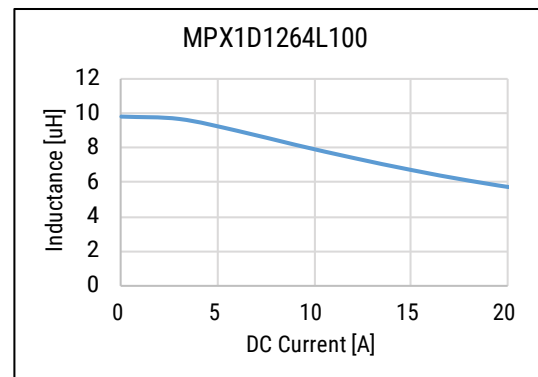
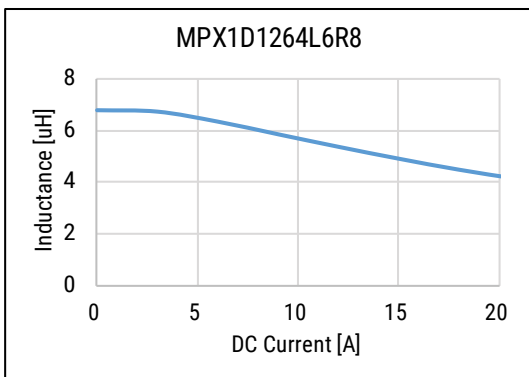
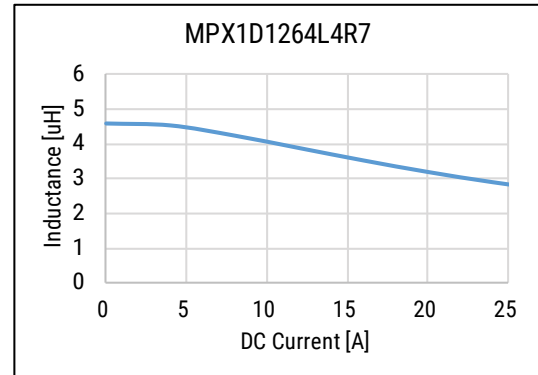
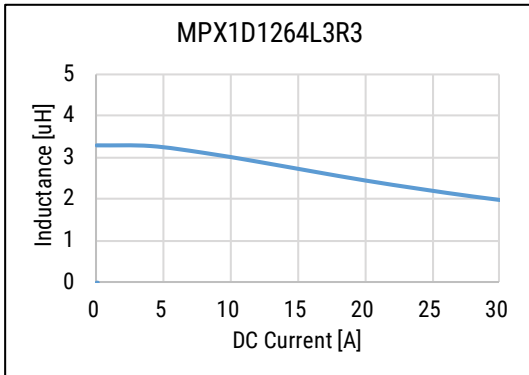
## DC-Superposed Characteristics cont.



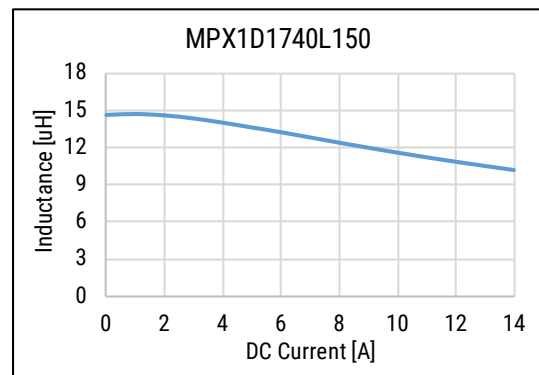
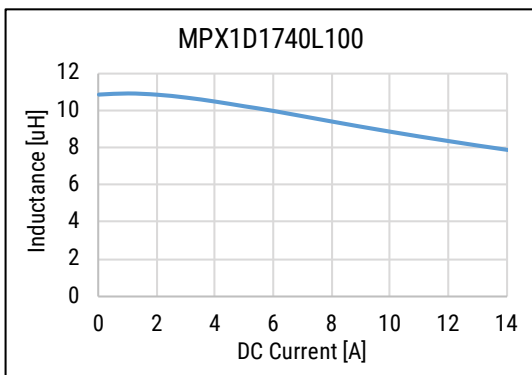
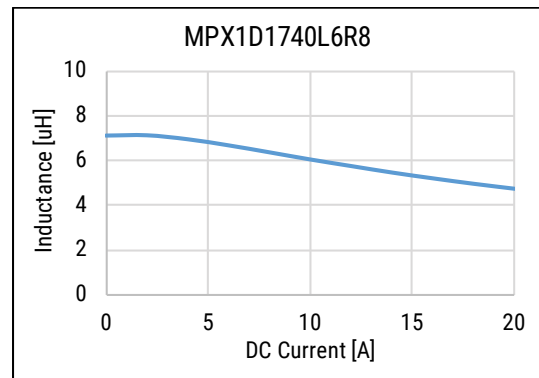
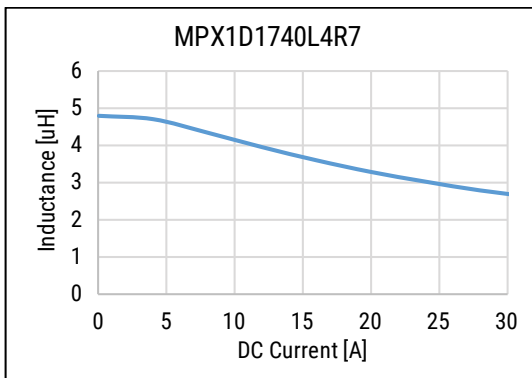
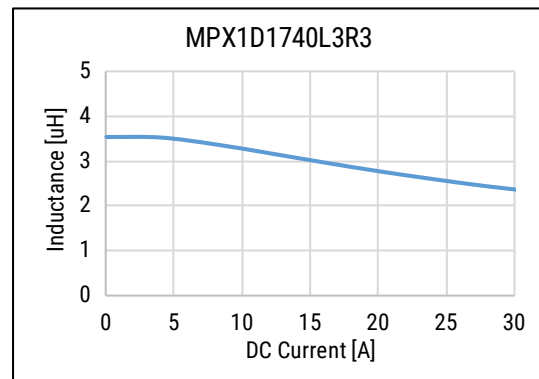
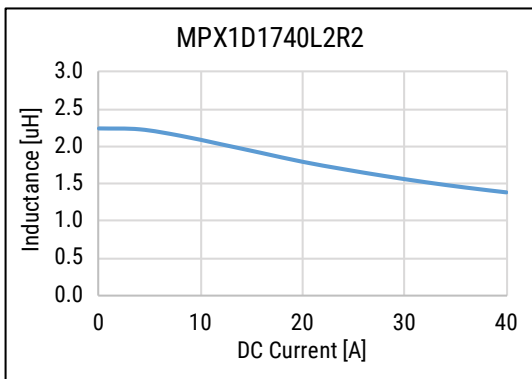
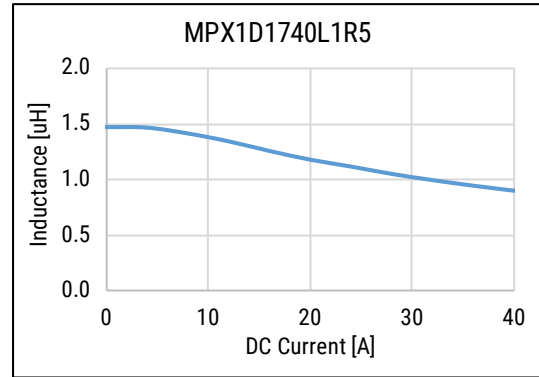
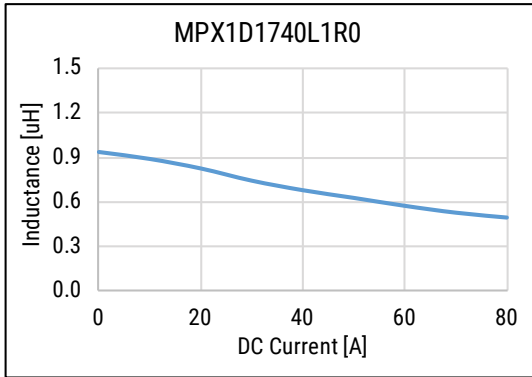
## DC-Superposed Characteristics cont.



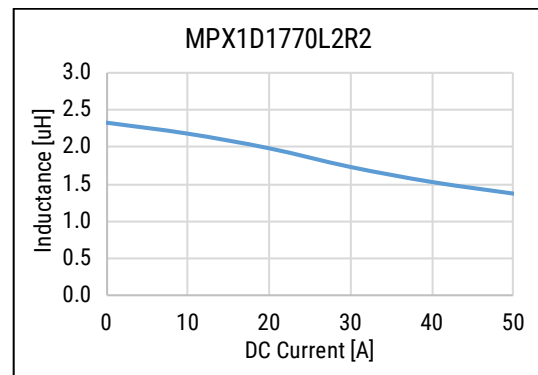
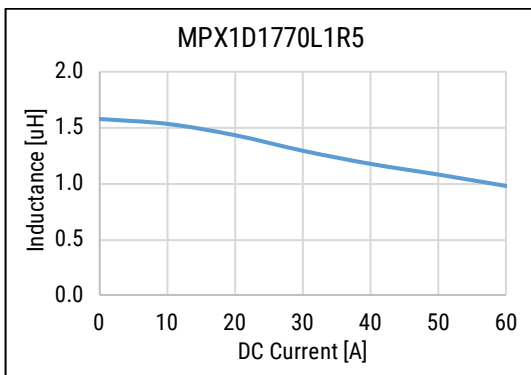
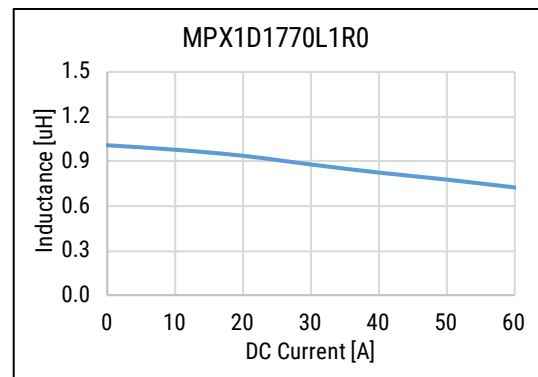
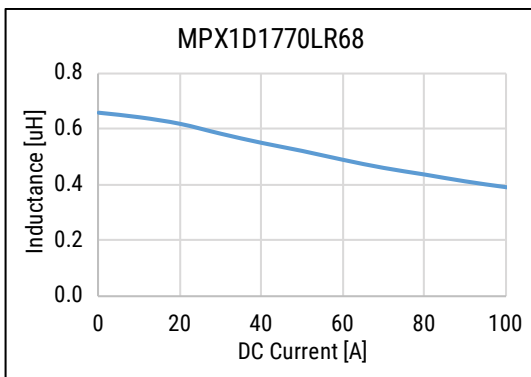
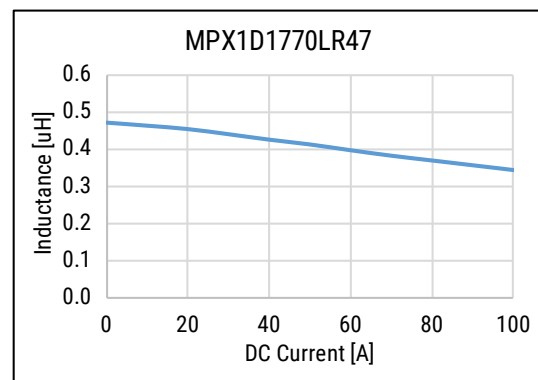
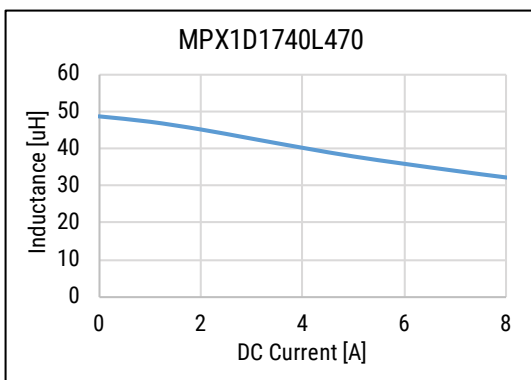
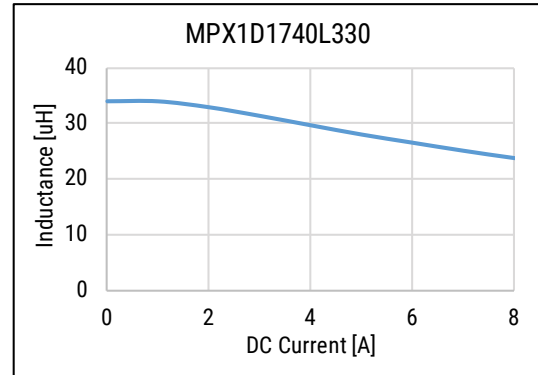
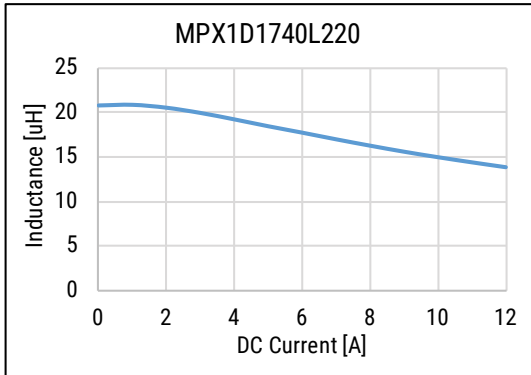
## DC-Superposed Characteristics cont.



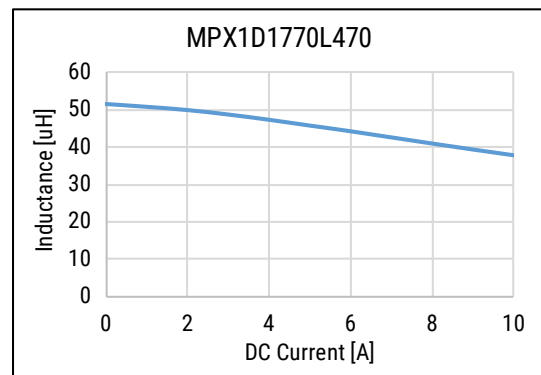
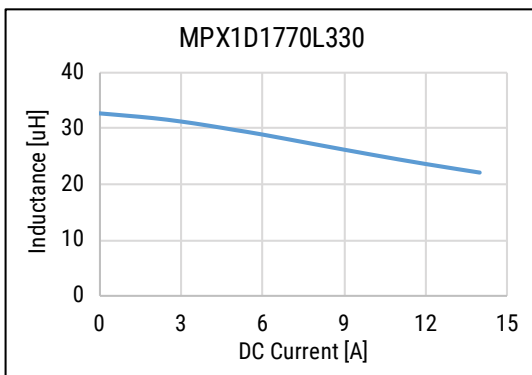
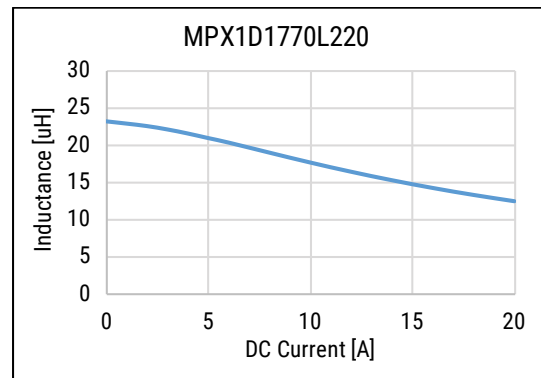
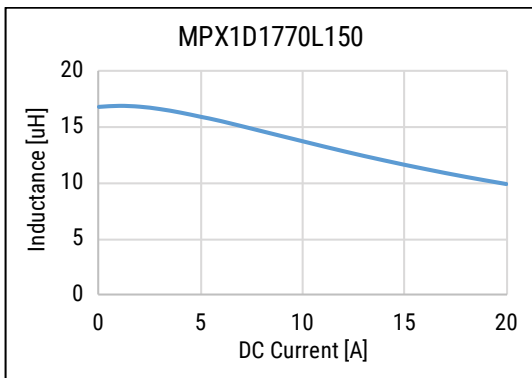
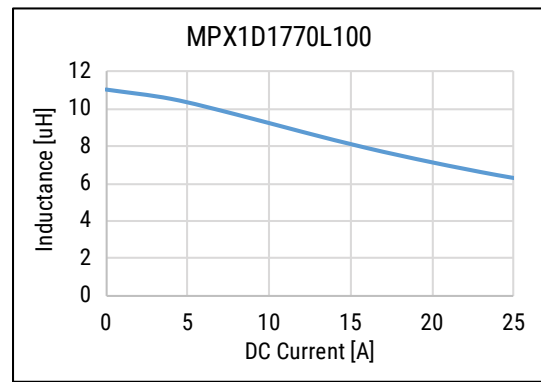
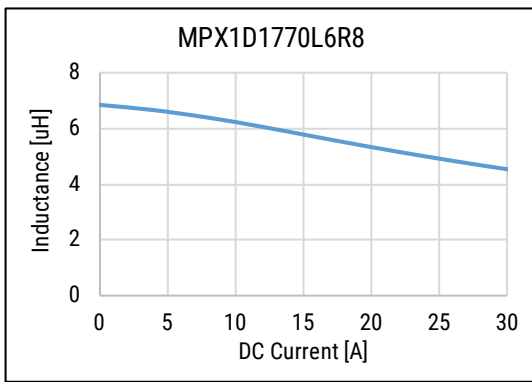
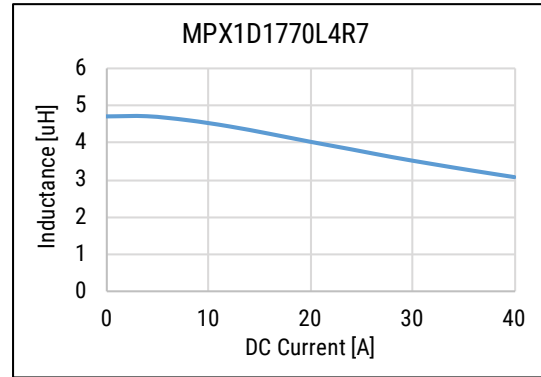
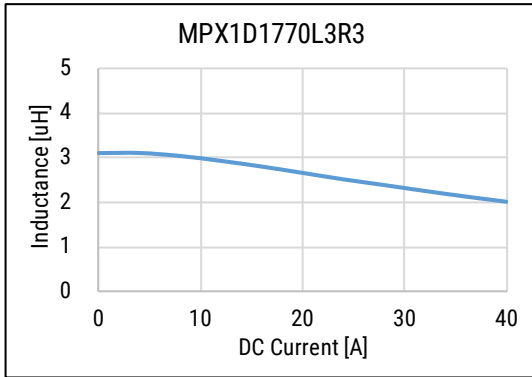
## DC-Superposed Characteristics cont.



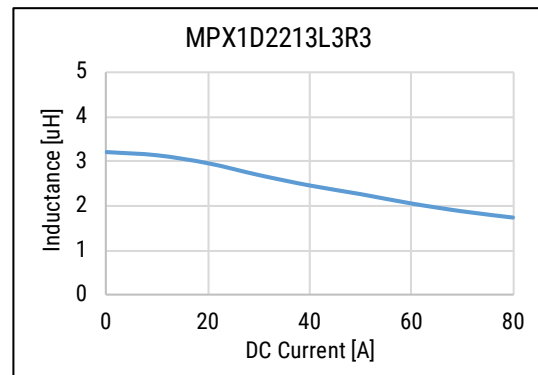
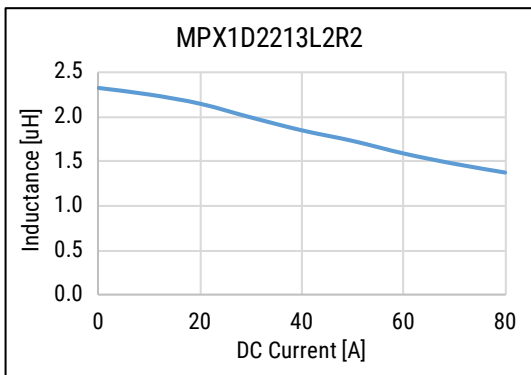
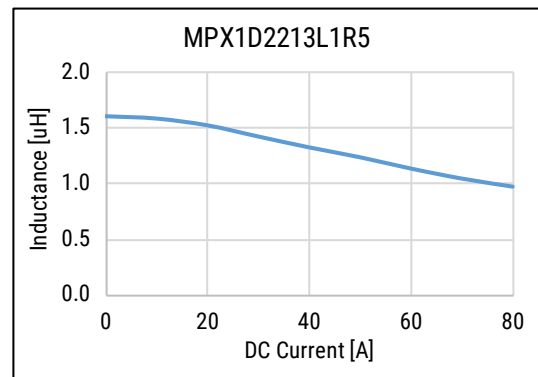
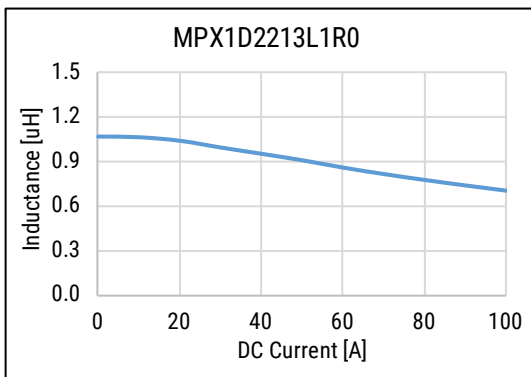
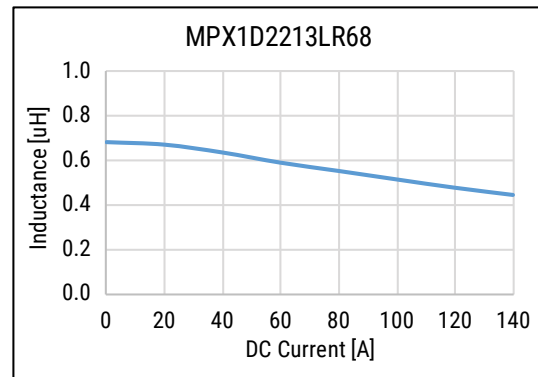
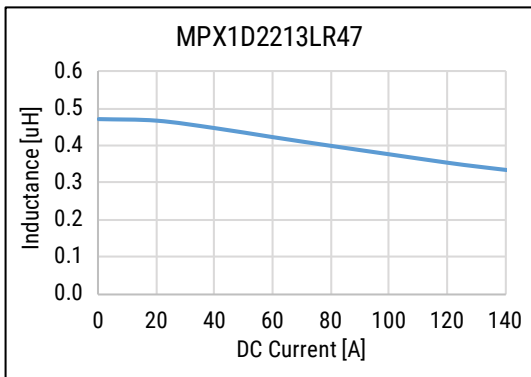
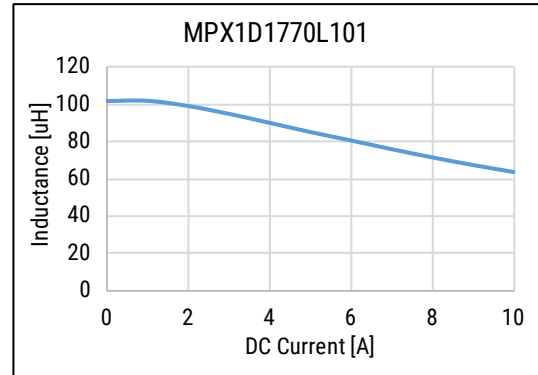
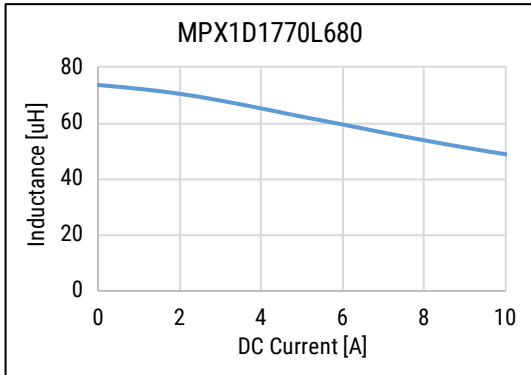
## DC-Superposed Characteristics cont.



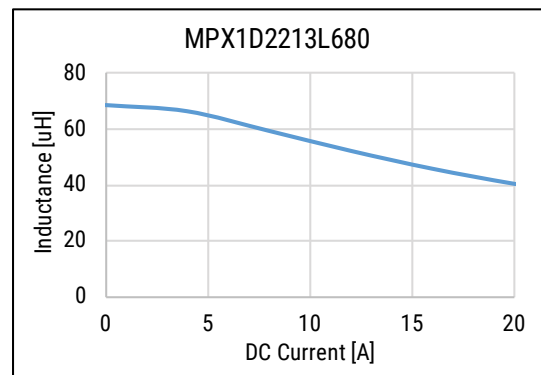
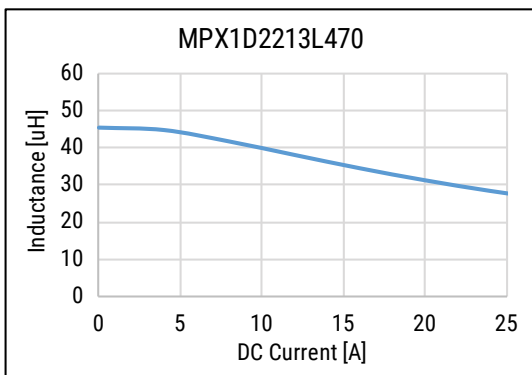
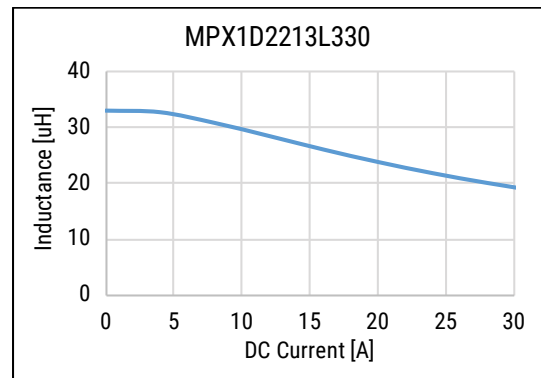
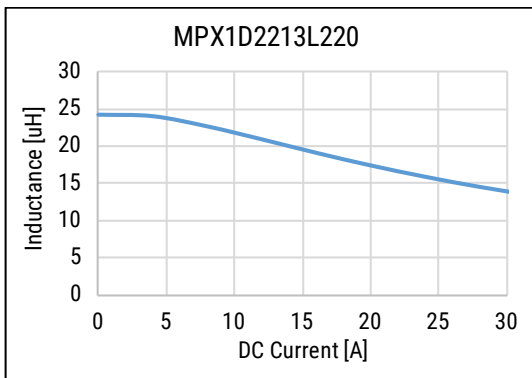
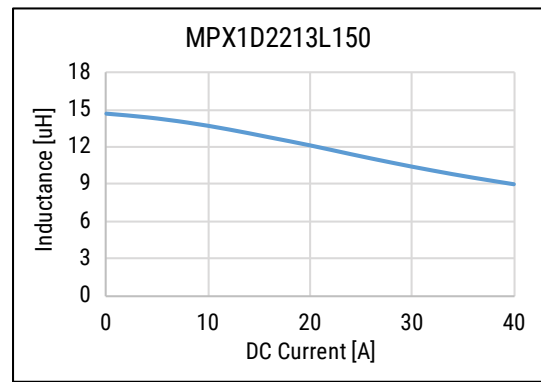
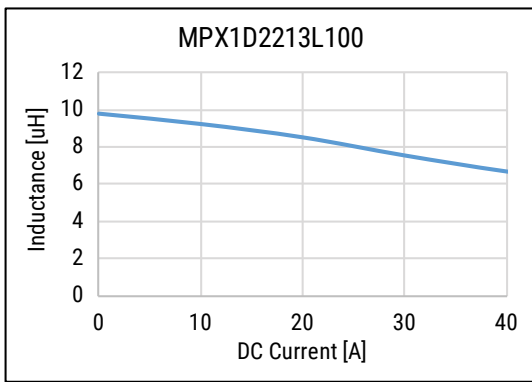
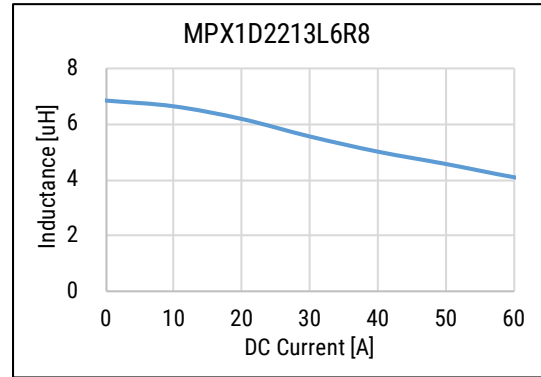
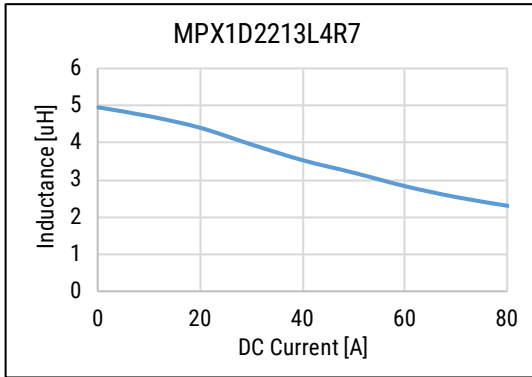
## DC-Superposed Characteristics cont.



## DC-Superposed Characteristics cont.

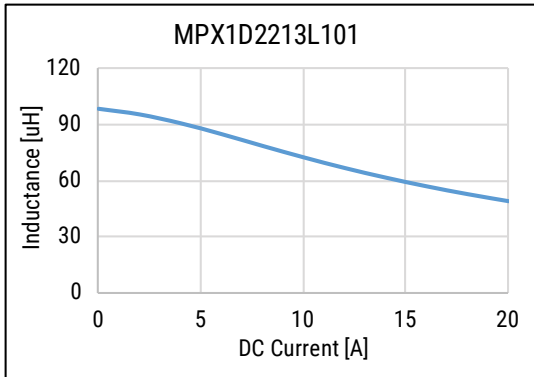


## DC-Superposed Characteristics cont.





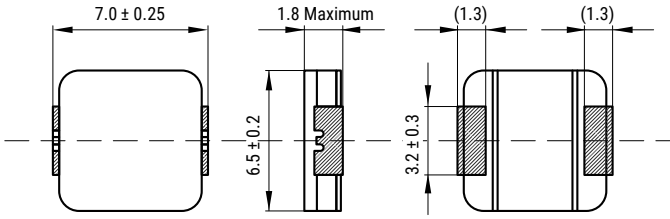
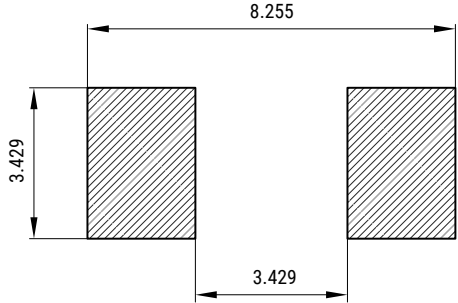
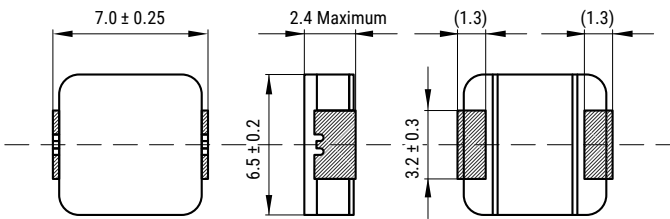
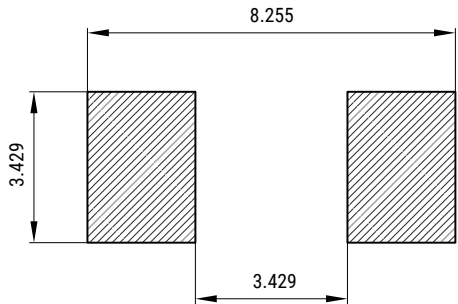
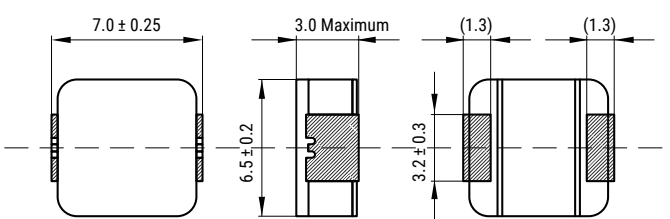
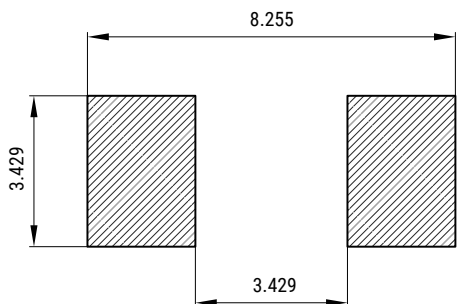
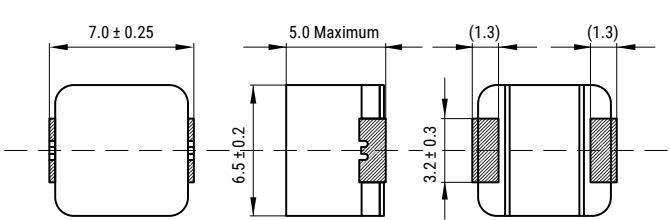
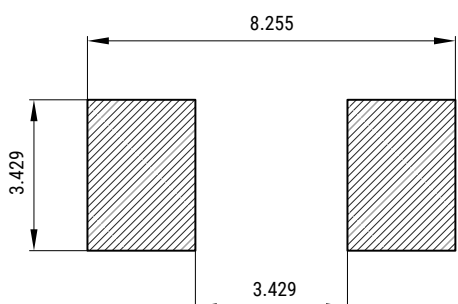
## DC-Superposed Characteristics cont.



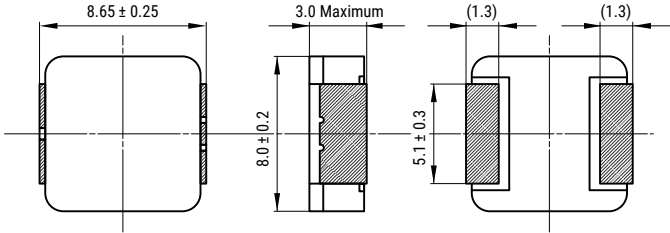
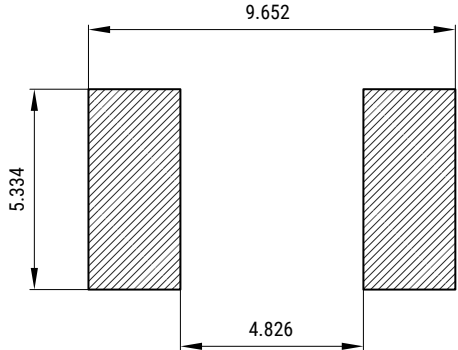
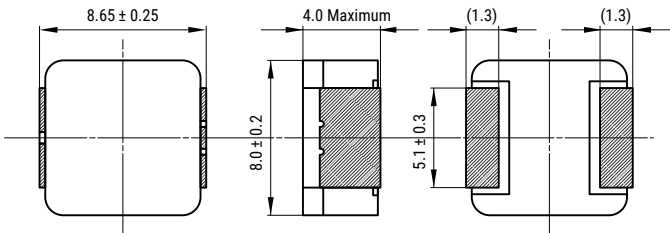
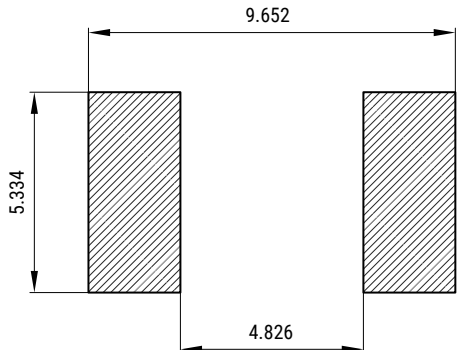
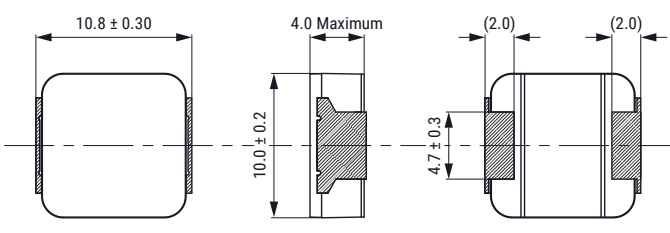
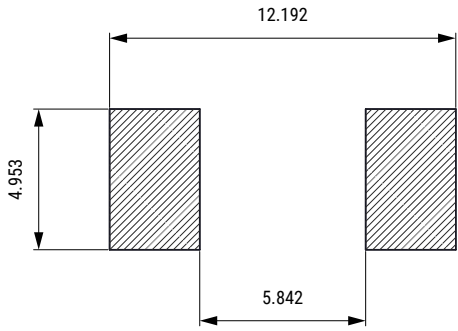
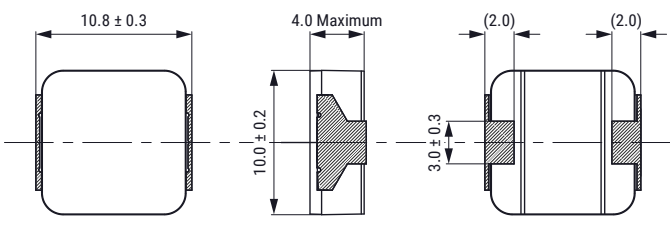
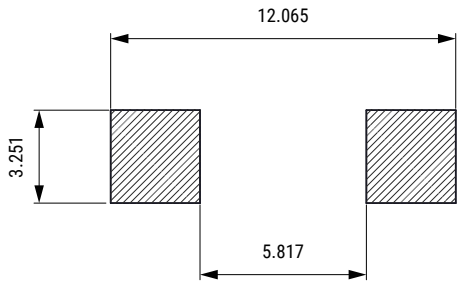
## Dimensions

Case Size	Dimensions (mm)	Land Pattern (mm)
MPX1D0520		
MPX1D0530		

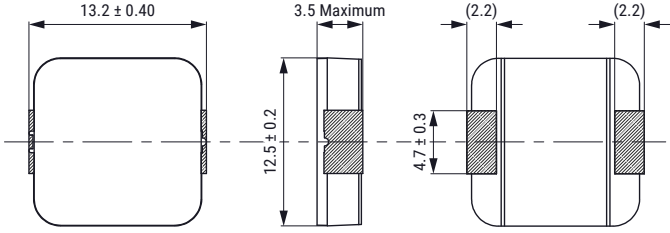
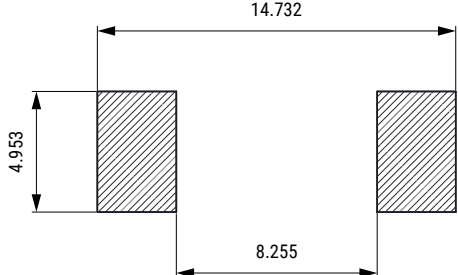
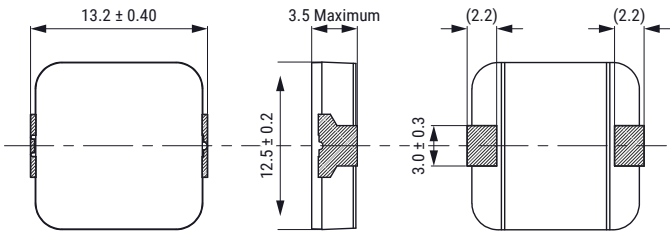
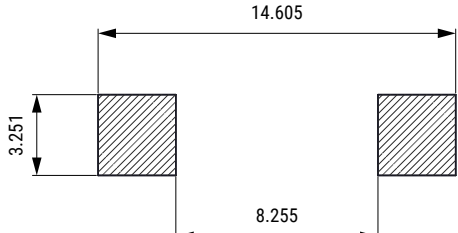
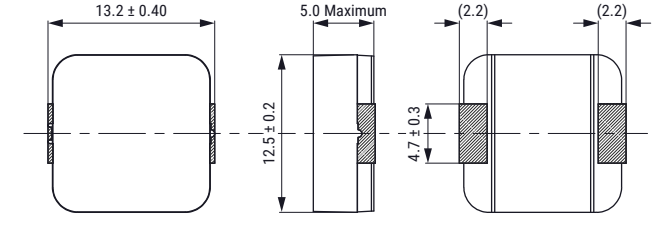
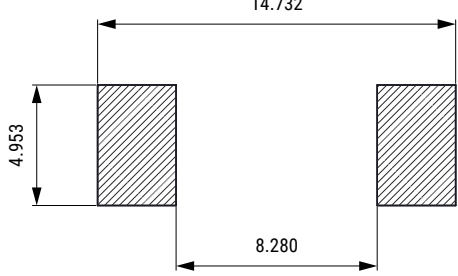
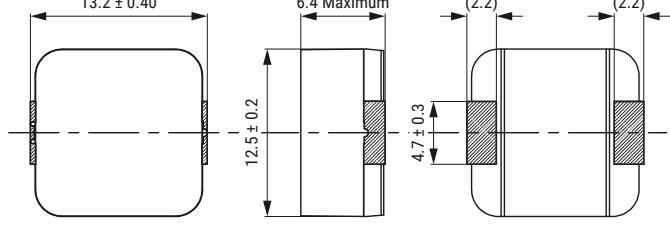
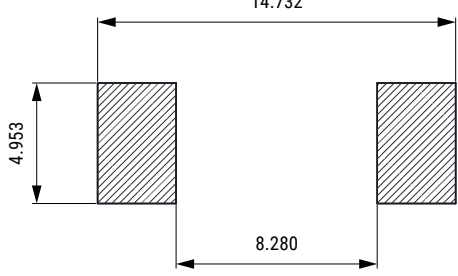
**Dimensions cont.**

Case Size	Dimensions (mm)	Land Pattern (mm)
MPX1D0618		
MPX1D0624		
MPX1D0630		
MPX1D0650		

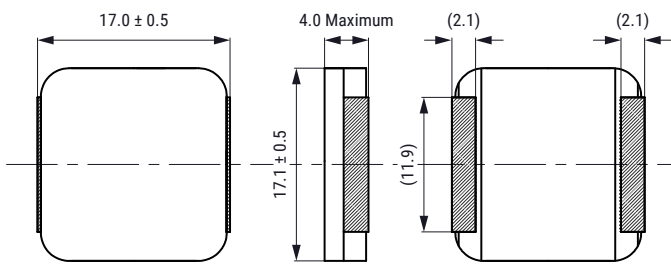
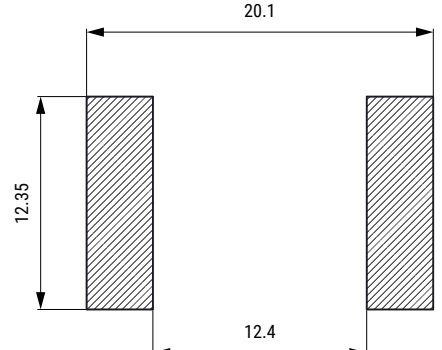
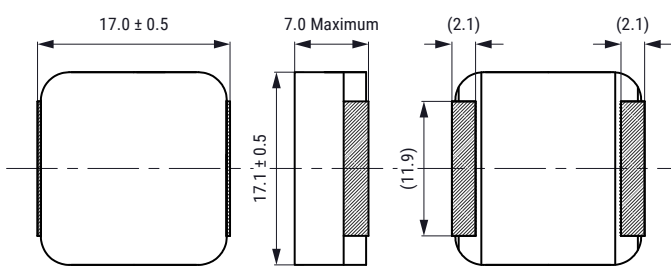
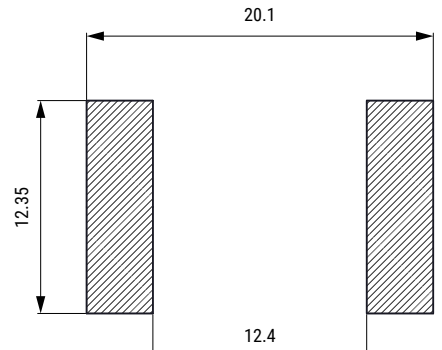
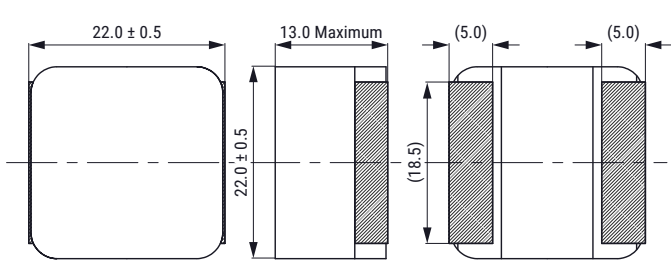
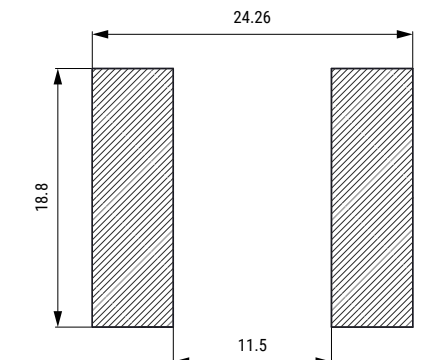
**Dimensions cont.**

Case Size	Dimensions (mm)	Land Pattern (mm)
MPX1D0830		
MPX1D0840		
MPX1D1040 For values up to 1.5 μH or below		
MPX1D1040 For values from 2.2 μH or above		


**Dimensions cont.**

Case Size	Dimensions (mm)	Land Pattern (mm)
<p>MPX1D1235 For values up to 0.47 <math>\mu</math>H or below</p>		
<p>MPX1D1235 For values from 0.68 <math>\mu</math>H or above</p>		
<p>MPX1D1250</p>		
<p>MPX1D1264</p>		

**Dimensions cont.**

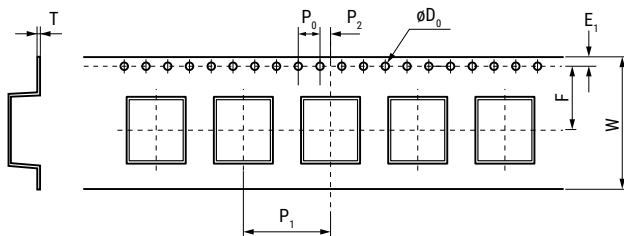
Case Size	Dimensions (mm)	Land Pattern (mm)
MPX1D1740	 <p>Technical drawing of MPX1D1740 inductor showing dimensions: 17.0 ± 0.5 mm width, 17.1 ± 0.5 mm height, 4.0 Maximum thickness, and 2.1 mm lead width.</p>	 <p>Land pattern diagram for MPX1D1740 showing a 20.1 mm wide pad with a 12.35 mm high lead and a 12.4 mm wide gap.</p>
MPX1D1770	 <p>Technical drawing of MPX1D1770 inductor showing dimensions: 17.0 ± 0.5 mm width, 17.1 ± 0.5 mm height, 7.0 Maximum thickness, and 2.1 mm lead width.</p>	 <p>Land pattern diagram for MPX1D1770 showing a 20.1 mm wide pad with a 12.35 mm high lead and a 12.4 mm wide gap.</p>
MPX1D2213	 <p>Technical drawing of MPX1D2213 inductor showing dimensions: 22.0 ± 0.5 mm width, 22.0 ± 0.5 mm height, 13.0 Maximum thickness, and 5.0 mm lead width.</p>	 <p>Land pattern diagram for MPX1D2213 showing a 24.26 mm wide pad with an 18.8 mm high lead and an 11.5 mm wide gap.</p>

## Construction



## Taping Specification

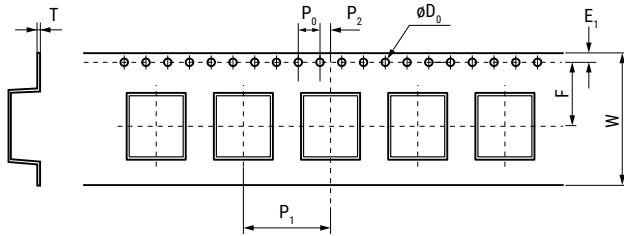
### Dimensions of Indented Square Hole Plastic Tape



Case Size	Reel Quantity		Dimensions (mm)								
			W	F	E	P <sub>1</sub>	P <sub>2</sub>	P <sub>0</sub>	øD <sub>0</sub>	T	
MPX1D0520	3,500	Tolerance	±0.30	±0.10	±0.10	±0.10	±0.10	±0.10	±0.10	±0.10	±0.05
		Nominal	12.00	5.50	1.75	8.00	2.00	4.00	1.50	0.40	
MPX1D0530	2,500	Tolerance	±0.30	±0.10	±0.10	±0.10	±0.10	±0.10	±0.10	±0.10	±0.05
		Nominal	12.00	5.50	1.75	8.00	2.00	4.00	1.50	0.40	
MPX1D0618	2,500	Tolerance	±0.30	±0.10	±0.10	±0.10	±0.10	±0.10	±0.10	±0.10	±0.05
		Nominal	16.00	7.50	1.75	12.00	2.00	4.00	1.50	0.40	
MPX1D0624	1,500	Tolerance	±0.30	±0.10	±0.10	±0.10	±0.10	±0.10	±0.10	±0.10	±0.05
		Nominal	16.00	7.50	1.75	12.00	2.00	4.00	1.55	0.40	
MPX1D0630	1,500	Tolerance	±0.30	±0.10	±0.10	±0.10	±0.10	±0.10	±0.10	±0.10	±0.05
		Nominal	16.00	7.50	1.75	12.00	2.00	4.00	1.55	0.40	
MPX1D0650	1,000	Tolerance	±0.30	±0.10	±0.10	±0.10	±0.10	±0.10	±0.10	±0.05	±0.05
		Nominal	16.00	7.50	1.75	12.00	2.00	4.00	1.55	0.40	
MPX1D0830	1,500	Tolerance	±0.30	±0.10	±0.10	±0.10	±0.10	±0.10	±0.10	±0.05	±0.05
		Nominal	16.00	7.50	1.75	12.00	2.00	4.00	1.55	0.40	
MPX1D0840	1,000	Tolerance	±0.30	±0.10	±0.10	±0.10	±0.10	±0.10	±0.10	±0.05	±0.05
		Nominal	16.00	7.50	1.75	12.00	2.00	4.00	1.50	0.40	

## Taping Specification cont.

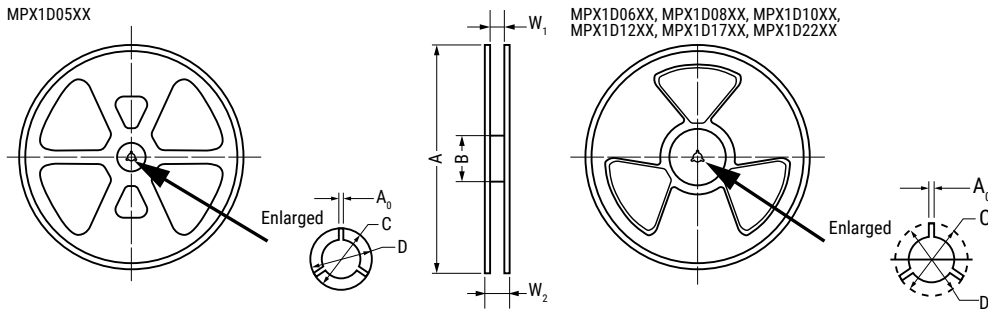
### Dimensions of Indented Square Hole Plastic Tape



Case Size	Reel Quantity		Dimensions (mm)								
			W	F	E	P <sub>1</sub>	P <sub>2</sub>	P <sub>0</sub>	øD <sub>0</sub>	T	
MPX1D1040	500	Tolerance	±0.3	±0.1	±0.1	±0.1	±0.1	±0.1	±0.1	±0.05	±0.05
		Nominal	24.0	11.5	1.75	16.0	2.0	4.0	1.55	0.4	
MPX1D1235	500	Tolerance	±0.3	±0.1	±0.1	±0.1	±0.1	±0.1	±0.1	±0.05	±0.05
		Nominal	24.0	11.5	1.75	24.0	2.0	4.0	1.55	0.4	
MPX1D1250	250	Tolerance	±0.3	±0.1	±0.1	±0.1	±0.1	±0.1	±0.1	±0.05	±0.05
		Nominal	24.0	11.5	1.75	24.0	2.0	4.0	1.55	0.4	
MPX1D1264	250	Tolerance	±0.3	±0.1	±0.1	±0.1	±0.1	±0.1	±0.1	±0.05	±0.05
		Nominal	24.0	11.5	1.75	24.0	2.0	4.0	1.55	0.4	
MPX1D1740	100	Tolerance	±0.3	±0.1	±0.1	±0.1	±0.1	±0.1	±0.1	±0.1	±0.05
		Nominal	32.0	14.2	1.75	24.0	2.0	4.0	1.50	0.5	
MPX1D1770	100	Tolerance	±0.3	±0.1	±0.1	±0.1	±0.1	±0.1	±0.1	±0.1	±0.05
		Nominal	32.0	14.2	1.75	24.0	2.0	4.0	1.50	0.5	
MPX1D2213	50	Tolerance	±0.3	±0.1	±0.1	±0.1	±0.1	±0.1	±0.1	±0.1	±0.05
		Nominal	44.0	20.2	1.75	32.0	2.0	4.0	1.50	0.5	

## Reel Specifications

### Reel Dimensions



Case Size		Dimensions (mm)						
		A	B	C	D	A <sub>0</sub>	W <sub>1</sub>	W <sub>2</sub>
MPX1D0520	Tolerance	±2.0	±2.0	±0.2	±0.8	±0.5		
	Nominal	ø330	ø80	ø13.0	ø21.0	2.0	13.5	17.5
MPX1D0530	Tolerance	±2.0	±2.0	±0.2	±0.8	±0.5		
	Nominal	ø330	ø80	ø13.0	ø21.0	2.0	13.5	17.5
MPX1D0618	Tolerance	±2.0	±2.0	±0.2	±0.8	±0.5		
	Nominal	ø330	ø100	ø13.2	ø21.5	2.5	16.9	21.3
MPX1D0624	Tolerance	±2.0	±2.0	±0.2	±0.8	±0.5		
	Nominal	ø330	ø100	ø13.2	ø21.5	2.5	16.9	21.3
MPX1D0630	Tolerance	±2.0	±2.0	±0.2	±0.8	±0.5		
	Nominal	ø330	ø100	ø13.2	ø21.5	2.5	16.9	21.3
MPX1D0650	Tolerance	±2.0	±2.0	±0.2	±0.8	±0.5		
	Nominal	ø330	ø100	ø13.2	ø21.5	2.5	16.9	21.3
MPX1D0830	Tolerance	±2.0	±2.0	±0.2	±0.8	±0.5		
	Nominal	ø330	ø100	ø13.2	ø21.5	2.5	16.9	21.3
MPX1D0840	Tolerance	±2.0	±2.0	±0.2	±0.8	±0.5		
	Nominal	ø330	ø100	ø13.2	ø21.5	2.5	16.9	21.3
MPX1D1040	Tolerance	±3.0	±2.0	±0.5	±0.8	±0.5		
	Nominal	ø330	ø100	ø13.0	ø21.5	2.6	17.0	20.6
MPX1D1235	Tolerance	±3.0	±2.0	±0.5	±0.8	±0.5		
	Nominal	ø330	ø100	ø13.0	ø21.5	2.6	17.0	20.6
MPX1D1250	Tolerance	±3.0	±2.0	±0.5	±0.8	±0.5		
	Nominal	ø330	ø100	ø13.0	ø21.5	2.6	17.0	20.6
MPX1D1264	Tolerance	±3.0	±2.0	±0.5	±0.8	±0.5		
	Nominal	ø330	ø100	ø13.0	ø21.5	2.6	17.0	20.6
MPX1D1740	Tolerance	±3.0	±2.0	±0.2	±0.8	±0.5		
	Nominal	ø330	ø100	ø13.0	ø21.0	2.0	32.4	38.4
MPX1D1770	Tolerance	±3.0	±2.0	±0.2	±0.8	±0.5		
	Nominal	ø330	ø100	ø13.0	ø21.0	2.0	32.4	38.4
MPX1D2213	Tolerance	±3.0	±2.0	±0.2	±0.8	±0.5		
	Nominal	ø330	ø100	ø13.0	ø21.0	2.0	44.4	50.4

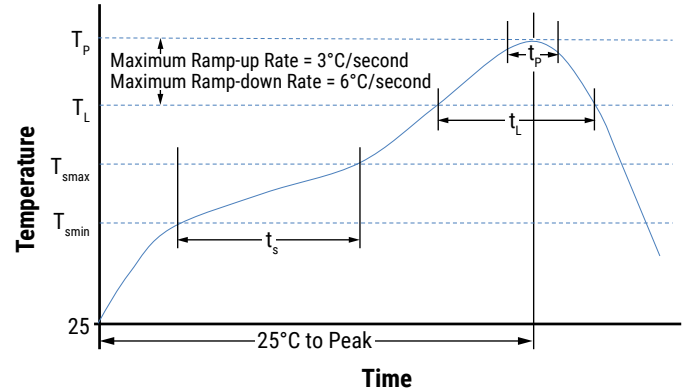


## Soldering Process

### Recommended Reflow Soldering Profile

Reference ICP/JEDEC J-STD-020E

Profile Feature	Pb-Free Assembly
<b>Preheat/Soak</b>	
Temperature Minimum ( $T_{smin}$ )	150°C
Temperature Maximum ( $T_{smax}$ )	200°C
Time ( $t_s$ ) from $T_{smin}$ to $T_{smax}$	60 – 120 seconds
Ramp-Up Rate ( $T_L$ to $T_p$ )	3°C/second maximum
Liquidous Temperature ( $T_L$ )	217°C
Time Above Liquidous ( $t_L$ )	60 – 150 seconds
Peak Temperature ( $T_p$ )	260°C for MPX1D0520, 0618, 0624 250°C for MPX1D0530, 0630, 0650, 0830, 0840 245°C for MPX1D1040, 1235, 1250, 1264, 1740, 1770, 2213
Time within 5°C of Maximum Peak Temperature ( $t_p$ )	30 seconds maximum
Ramp-Down Rate ( $T_p$ to $T_L$ )	6°C/second maximum
Time 25°C to Peak Temperature	8 minutes maximum



## Environmental Compliance

All KEMET SMD Inductors are RoHS compliant.



## Handling Precautions

Inductors should be stored in normal working environments. While the inductors themselves are quite robust in other environments, solderability will be degraded by exposure to high temperatures, high humidity, corrosive atmospheres, and long term storage.

KEMET recommends that maximum storage temperature not exceed 40°C and maximum storage humidity not exceed 70% relative humidity. Atmospheres should be free of chlorine and sulfur bearing compounds. Temperature fluctuations should be minimized to avoid condensation on the parts.

For optimized solderability, inductors' stock should be used promptly, preferably within six months of receipt.

# Metal Composite Power Inductors MPXV

## Automotive Grade

### Overview

The KEMET MPXV metal composite inductors are ideal for use in DC to DC switching power supplies for automotive applications. The metal composite core has high saturation capabilities maintaining functionality with high current transients and is characterized by temperature stable inductance.

### Applications

Automotive ECU applications such as:

- LED headlights
- Meter cluster panels
- Head-up displays (HUD)
- Electric water pumps (EWP)
- Electric oil pumps (EOP)
- Electric power steering (EPS)

### Benefits

- Metal composite powder
- Shielded construction, SMD configuration
- Inductance range from 0.10 to 100.00  $\mu\text{H}$
- Operating temperature up to +155°C
- Low acoustic noise
- Low magnetic flux leakage
- AEC-Q200 qualified



### Part Number System

MPX	1	D0520		L	1R5
Series	Version	Size Code		Inductor	Inductance Code $\mu\text{H}$
MPXV	1	D0520 = 5x5x2.0 mm D0530 = 5x5x3.0 mm D0618 = 6x6x1.8 mm D0624 = 6x6x2.4 mm D0630 = 6x6x3.0 mm D0650 = 6x6x5.0 mm D0830 = 8x8x3.0 mm D0840 = 8x8x4.0 mm	D1040 = 10x10x4.0 mm D1054 = 10x10x5.4 mm D1235 = 12x12x3.5 mm D1250 = 12x12x5.0 mm D1264 = 12x12x6.4 mm D1740 = 17x17x4.0 mm D1770 = 17x17x7.0 mm D2213 = 22x22x13.0 mm		<p>The first two digits represent the inductance value. The third digit indicates the number of zeros to be added. R = decimal point</p> <p>Examples:            100 = 10.00 <math>\mu\text{H}</math>            R68 = 0.68 <math>\mu\text{H}</math>            1R5 = 1.50 <math>\mu\text{H}</math>            101 = 100.00 <math>\mu\text{H}</math></p>

## Performance Characteristics

Item	Performance Characteristics
Operating Temperature	-55°C to +155°C (including self-temperature rise)
Rated Inductance Range	0.10 – 100.00 µH at 100 kHz, 1 mA
Inductance Tolerance	±20%
Rated DC Resistance Range	0.48 – 341.2 mΩ maximum
Rated Current Range	2 – 90 A

### Table 1 – Ratings & Part Number Reference

Part Number	Inductance (µH) at 100 kHz, 1 mA	Inductance Tolerance	DC Resistance (mΩ) Typical	DC Resistance (mΩ) Maximum	Rated Current (A)			Self-Resonance Frequency (MHz)
					I <sub>rms</sub> <sup>1</sup> (Reference)	I <sub>sat</sub> <sup>2</sup> (Reference)	I <sub>sat</sub> <sup>3</sup> (Reference)	
MPXV1D0520LR15	0.15	±20%	3.40	3.90	16.9	15.5	22.0	190.0
MPXV1D0520LR22	0.22	±20%	4.30	5.00	15.0	14.5	19.0	150.0
MPXV1D0520LR33	0.33	±20%	5.30	6.20	13.4	11.0	16.0	110.0
MPXV1D0520LR47	0.47	±20%	6.70	7.80	12.0	9.0	14.0	87.0
MPXV1D0520LR68	0.68	±20%	10.60	12.20	9.5	7.5	11.0	74.0
MPXV1D0520LR1R0	1.00	±20%	16.40	18.90	7.6	7.0	9.0	62.0
MPXV1D0520LR1R5	1.50	±20%	30.90	35.60	5.6	4.5	7.0	44.0
MPXV1D0520LR2R2	2.20	±20%	35.10	40.40	5.2	4.5	6.5	39.0
MPXV1D0520LR3R3	3.30	±20%	55.80	64.20	4.1	3.5	5.5	34.0
MPXV1D0520LR4R7	4.70	±20%	84.00	96.60	3.4	3.5	4.5	26.0
MPXV1D0520LR6R8	6.80	±20%	113.40	130.50	2.9	2.5	4.0	22.0
MPXV1D0520LR100	10.00	±20%	193.70	222.80	2.2	2.5	3.5	20.0
MPXV1D0530LR15	0.15	±20%	2.40	2.80	22.0	15.0	21.0	180.0
MPXV1D0530LR22	0.22	±20%	3.40	3.90	18.4	11.0	16.0	140.0
MPXV1D0530LR33	0.33	±20%	4.50	5.20	16.0	10.5	15.0	110.0
MPXV1D0530LR47	0.47	±20%	6.00	6.90	13.8	9.0	13.0	91.0
MPXV1D0530LR68	0.68	±20%	7.10	8.20	12.6	8.0	12.0	70.0
MPXV1D0530LR1R0	1.00	±20%	10.00	11.50	10.7	7.5	10.5	52.0
MPXV1D0530LR1R5	1.50	±20%	15.30	17.70	8.6	5.5	8.0	45.0
MPXV1D0530LR2R2	2.20	±20%	21.40	24.60	7.3	4.5	6.5	35.0
MPXV1D0530LR3R3	3.30	±20%	37.20	42.80	5.5	4.0	5.5	29.0
MPXV1D0530LR4R7	4.70	±20%	54.10	62.20	4.6	3.0	4.5	26.0
MPXV1D0530LR6R8	6.80	±20%	93.70	107.80	3.5	2.5	4.0	23.0
MPXV1D0530LR100	10.00	±20%	121.80	140.10	3.1	2.5	3.5	18.0
MPXV1D0530LR150	15.00	±20%	186.50	214.60	2.5	2.0	3.0	15.0
MPXV1D0530LR220	22.00	±20%	296.60	341.20	2.0	1.8	2.5	12.0
MPXV1D0618LR10	0.10	±20%	2.40	2.80	18.9	22.5	40.0	230.0
MPXV1D0618LR15	0.15	±20%	3.20	3.80	16.2	20.0	30.0	170.0
MPXV1D0618LR22	0.22	±20%	4.60	5.30	13.7	16.0	26.0	140.0
Part Number	Inductance (µH) at 100 kHz, 1 mA	Inductance Tolerance	DC Resistance (mΩ) Typical	DC Resistance (mΩ) Maximum	I <sub>rms</sub> <sup>1</sup>	I <sub>sat</sub> <sup>2</sup>	I <sub>sat</sub> <sup>3</sup>	Self-Resonance Frequency (MHz)
					Rated Current (A)			

<sup>1</sup> T = 40 K rise at rated current

<sup>2</sup> Inductance drop 20% at rated current

<sup>3</sup> Inductance drop 30% at rated current

All electrical characteristics data is referenced to 25°C.

Table 1 – Ratings &amp; Part Number Reference cont.

Part Number	Inductance (µH) at 100 kHz, 1 mA	Inductance Tolerance	DC Resistance (mΩ) Typical	DC Resistance (mΩ) Maximum	Rated Current (A)			Self-Resonance Frequency (MHz)
					I <sub>rms</sub> <sup>1</sup> (Reference)	I <sub>sat</sub> <sup>2</sup> (Reference)	I <sub>sat</sub> <sup>3</sup> (Reference)	
MPXV1D0618LR33	0.33	±20%	5.30	6.10	12.7	15.0	20.0	96.0
MPXV1D0618LR47	0.47	±20%	7.40	8.50	10.7	11.0	17.0	95.0
MPXV1D0618LR68	0.68	±20%	11.00	12.70	8.8	9.0	13.0	95.0
MPXV1D0618LR1R0	1.00	±20%	16.70	19.30	7.1	8.0	11.0	55.0
MPXV1D0618LR1R5	1.50	±20%	22.40	25.80	6.2	6.5	10.5	40.0
MPXV1D0618LR2R2	2.20	±20%	29.40	33.80	5.4	6.0	9.0	39.0
MPXV1D0618LR3R3	3.30	±20%	53.40	61.50	4.0	4.5	6.5	30.0
MPXV1D0618LR4R7	4.70	±20%	72.50	83.40	3.4	4.0	6.0	26.0
MPXV1D0624LR10	0.10	±20%	1.50	1.80	26.6	25.0	42.0	210.0
MPXV1D0624LR15	0.15	±20%	2.00	2.30	23.2	20.5	37.0	130.0
MPXV1D0624LR22	0.22	±20%	2.80	3.30	19.4	19.5	29.0	120.0
MPXV1D0624LR33	0.33	±20%	3.60	4.20	17.2	17.5	22.5	91.0
MPXV1D0624LR47	0.47	±20%	4.50	5.20	15.4	14.5	20.0	71.0
MPXV1D0624LR68	0.68	±20%	6.70	7.80	12.6	11.5	16.0	57.0
MPXV1D0624LR1R0	1.00	±20%	9.10	10.50	10.8	9.0	13.0	46.0
MPXV1D0624LR1R5	1.50	±20%	16.10	18.50	8.1	7.0	10.0	43.0
MPXV1D0624LR2R2	2.20	±20%	26.60	30.70	6.3	6.0	9.0	34.0
MPXV1D0624LR3R3	3.30	±20%	29.40	33.80	6.0	5.0	8.0	27.0
MPXV1D0624LR4R7	4.70	±20%	44.00	50.60	4.9	5.5	6.5	22.0
MPXV1D0624LR6R8	6.80	±20%	58.60	67.40	4.3	4.5	5.5	18.0
MPXV1D0624LR100	10.00	±20%	98.40	113.20	3.3	3.5	4.5	16.0
MPXV1D0630LR10	0.10	±20%	1.30	1.50	31.1	35.0	50.0	200.0
MPXV1D0630LR15	0.15	±20%	1.60	1.90	27.6	24.0	40.0	130.0
MPXV1D0630LR22	0.22	±20%	2.20	2.60	23.3	22.0	33.0	110.0
MPXV1D0630LR33	0.33	±20%	2.70	3.20	21.1	17.0	25.0	84.0
MPXV1D0630LR47	0.47	±20%	3.50	4.00	18.7	15.0	21.0	70.0
MPXV1D0630LR68	0.68	±20%	5.30	6.20	15.1	11.5	17.0	55.0
MPXV1D0630LR1R0	1.00	±20%	7.10	8.20	13.1	9.0	13.0	43.0
MPXV1D0630LR1R5	1.50	±20%	11.00	12.70	10.5	7.0	11.0	38.0
MPXV1D0630LR2R2	2.20	±20%	15.90	18.30	8.7	6.5	9.0	30.0
MPXV1D0630LR3R3	3.30	±20%	26.30	30.30	6.8	5.0	7.0	26.0
MPXV1D0630LR4R7	4.70	±20%	31.80	36.70	6.2	4.5	6.5	21.0
MPXV1D0630LR6R8	6.80	±20%	44.20	50.90	5.2	4.0	5.5	16.0
MPXV1D0630LR100	10.00	±20%	67.80	78.00	4.2	3.5	4.5	15.0
MPXV1D0630LR150	15.00	±20%	113.20	130.20	3.3	3.0	4.0	13.0
MPXV1D0630LR220	22.00	±20%	162.00	186.30	2.7	2.5	3.5	9.6
MPXV1D0650LR68	0.68	±20%	3.60	4.10	18.8	12.0	17.0	54.0
Part Number	Inductance (µH) at 100 kHz, 1 mA	Inductance Tolerance	DC Resistance (mΩ) Typical	DC Resistance (mΩ) Maximum	Rated Current (A)			Self-Resonance Frequency (MHz)
					I <sub>rms</sub> <sup>1</sup>	I <sub>sat</sub> <sup>2</sup>	I <sub>sat</sub> <sup>3</sup>	

<sup>1</sup> T = 40 K rise at rated current<sup>2</sup> Inductance drop 20% at rated current<sup>3</sup> Inductance drop 30% at rated current

All electrical characteristics data is referenced to 25°C.

**Table 1 – Ratings & Part Number Reference cont.**

Part Number	Inductance (µH) at 100 kHz, 1 mA	Inductance Tolerance	DC Resistance (mΩ) Typical	DC Resistance (mΩ) Maximum	Rated Current (A)			Self-Resonance Frequency (MHz)
					I <sub>rms</sub> <sup>1</sup> (Reference)	I <sub>sat</sub> <sup>2</sup> (Reference)	I <sub>sat</sub> <sup>3</sup> (Reference)	
MPXV1D0650L1R0	1.00	±20%	5.10	6.00	15.6	9.0	13.0	42.0
MPXV1D0650L1R5	1.50	±20%	7.20	8.30	13.2	7.5	12.0	35.0
MPXV1D0650L2R2	2.20	±20%	10.00	11.60	11.2	7.0	10.0	30.0
MPXV1D0650L3R3	3.30	±20%	16.40	18.90	8.7	5.0	8.0	26.0
MPXV1D0650L4R7	4.70	±20%	27.80	32.00	6.7	4.5	6.5	19.0
MPXV1D0650L6R8	6.80	±20%	38.40	44.20	5.7	4.0	5.5	17.0
MPXV1D0650L100	10.00	±20%	53.40	61.40	4.8	3.5	4.5	13.0
MPXV1D0830LR22	0.22	±20%	1.60	1.90	30.7	27.0	43.0	140.0
MPXV1D0830LR33	0.33	±20%	2.30	2.70	25.8	22.5	35.0	83.0
MPXV1D0830LR47	0.47	±20%	2.70	3.10	24.0	20.5	30.0	80.0
MPXV1D0830LR68	0.68	±20%	3.80	4.40	20.1	20.0	28.0	55.0
MPXV1D0830L1R0	1.00	±20%	5.00	5.70	17.6	16.0	23.0	46.0
MPXV1D0830L1R5	1.50	±20%	7.90	9.10	14.0	13.0	18.0	37.0
MPXV1D0830L2R2	2.20	±20%	11.80	13.60	11.4	11.0	14.0	30.0
MPXV1D0830L3R3	3.30	±20%	19.40	22.30	8.9	9.0	12.5	24.0
MPXV1D0830L4R7	4.70	±20%	25.80	29.70	7.7	7.5	10.5	18.0
MPXV1D0830L6R8	6.80	±20%	32.90	37.90	6.8	7.5	10.0	16.0
MPXV1D0830L100	10.00	±20%	53.60	61.70	5.4	5.5	8.0	12.0
MPXV1D0830L150	15.00	±20%	82.30	94.60	4.3	4.5	6.5	11.0
MPXV1D0830L220	22.00	±20%	116.90	134.50	3.6	3.5	5.0	8.1
MPXV1D0830L330	33.00	±20%	199.60	229.50	2.8	3.0	4.0	6.9
MPXV1D0840LR22	0.22	±20%	1.20	1.50	35.4	35.0	53.0	100.0
MPXV1D0840LR33	0.33	±20%	2.00	2.40	27.7	30.0	45.0	77.0
MPXV1D0840LR47	0.47	±20%	2.30	2.70	25.8	26.0	38.0	59.0
MPXV1D0840LR68	0.68	±20%	3.10	3.60	22.4	20.5	30.0	46.0
MPXV1D0840L1R0	1.00	±20%	3.60	4.20	20.8	19.5	28.0	40.0
MPXV1D0840L1R5	1.50	±20%	5.80	6.80	16.2	14.0	19.0	29.0
MPXV1D0840L2R2	2.20	±20%	7.50	8.70	14.3	13.0	17.0	27.0
MPXV1D0840L3R3	3.30	±20%	12.10	14.00	11.3	11.0	15.0	22.0
MPXV1D0840L4R7	4.70	±20%	20.40	23.50	8.7	7.5	11.0	17.0
MPXV1D0840L6R8	6.80	±20%	29.00	33.40	7.3	6.5	9.0	13.0
MPXV1D0840L100	10.00	±20%	43.10	49.60	6.0	5.5	7.5	12.0
MPXV1D0840L150	15.00	±20%	56.50	65.00	5.2	4.5	6.5	9.0
MPXV1D0840L220	22.00	±20%	85.40	98.30	4.2	4.0	5.5	7.7
MPXV1D0840L330	33.00	±20%	134.10	154.20	3.4	3.5	4.5	6.2
MPXV1D0840L470	47.00	±20%	197.10	226.70	2.8	2.5	3.5	5.7
MPXV1D1040LR22	0.22	±20%	1.40	1.60	32.7	40.0	60.0	108.0
Part Number	Inductance (µH) at 100 kHz, 1 mA	Inductance Tolerance	DC Resistance (mΩ) Typical	DC Resistance (mΩ) Maximum	Rated Current (A)			Self-Resonance Frequency (MHz)
					I <sub>rms</sub> <sup>1</sup>	I <sub>sat</sub> <sup>2</sup>	I <sub>sat</sub> <sup>3</sup>	

<sup>1</sup> T = 40 K rise at rated current<sup>2</sup> Inductance drop 20% at rated current<sup>3</sup> Inductance drop 30% at rated current

All electrical characteristics data is referenced to 25°C.

Table 1 – Ratings &amp; Part Number Reference cont.

Part Number	Inductance (µH) at 100 kHz, 1 mA	Inductance Tolerance	DC Resistance (mΩ) Typical	DC Resistance (mΩ) Maximum	Rated Current (A)			Self-Resonance Frequency (MHz)
					I <sub>rms</sub> <sup>1</sup> (Reference)	I <sub>sat</sub> <sup>2</sup> (Reference)	I <sub>sat</sub> <sup>3</sup> (Reference)	
MPXV1D1040LR33	0.33	±20%	1.60	1.90	29.7	31.0	47.0	75.0
MPXV1D1040LR47	0.47	±20%	2.10	2.40	26.4	29.0	42.0	65.0
MPXV1D1040LR68	0.68	±20%	2.70	3.20	23.1	23.0	34.5	47.0
MPXV1D1040LR1R0	1.00	±20%	3.30	3.80	21.1	19.5	29.0	35.0
MPXV1D1040LR1R5	1.50	±20%	4.60	5.40	17.7	18.0	26.0	30.0
MPXV1D1040LR2R2	2.20	±20%	6.80	7.90	14.6	13.0	18.5	23.0
MPXV1D1040LR3R3	3.30	±20%	11.10	12.80	11.4	11.0	15.0	18.0
MPXV1D1040LR4R7	4.70	±20%	13.80	15.90	10.3	10.0	14.0	17.0
MPXV1D1040LR6R8	6.80	±20%	20.90	24.10	8.3	8.0	11.5	14.0
MPXV1D1040LR100	10.00	±20%	29.60	34.10	7.0	7.5	10.5	11.0
MPXV1D1040LR150	15.00	±20%	44.50	51.20	5.7	5.5	8.5	8.0
MPXV1D1040LR220	22.00	±20%	66.20	76.10	4.7	5.0	7.0	7.0
MPXV1D1040LR330	33.00	±20%	104.10	119.70	3.7	3.5	5.0	5.0
MPXV1D1040LR470	47.00	±20%	158.80	182.60	3.0	3.0	4.0	4.5
MPXV1D1054LR33	0.33	±20%	1.10	1.27	37.3	45.0	60.0	56.0
MPXV1D1054LR47	0.47	±20%	1.60	1.84	30.9	39.0	51.0	46.0
MPXV1D1054LR68	0.68	±20%	2.00	2.30	27.6	27.0	37.5	38.0
MPXV1D1054LR1R0	1.00	±20%	2.90	3.34	22.9	20.0	27.0	31.0
MPXV1D1054LR2R2	2.20	±20%	4.70	5.41	18.0	12.0	16.5	21.0
MPXV1D1054LR3R3	3.30	±20%	7.30	8.40	14.4	11.0	15.0	17.0
MPXV1D1054LR4R7	4.70	±20%	11.90	13.69	11.3	10.0	14.0	14.0
MPXV1D1054LR100	10.00	±20%	24.00	27.60	7.9	8.5	12.0	9.5
MPXV1D1054LR150	15.00	±20%	34.00	39.10	6.7	8.0	11.0	7.5
MPXV1D1054LR220	22.00	±20%	47.00	54.05	5.7	5.0	7.0	6.5
MPXV1D1054LR330	33.00	±20%	70.00	80.50	4.6	4.4	6.0	5.0
MPXV1D1054LR470	47.00	±20%	112.00	128.80	3.7	3.4	4.6	4.0
MPXV1D1235LR15	0.15	±20%	1.10	1.30	39.9	54.0	85.0	128.0
MPXV1D1235LR22	0.22	±20%	1.30	1.60	35.2	50.0	75.0	100.0
MPXV1D1235LR33	0.33	±20%	1.50	1.80	33.4	40.0	55.0	63.0
MPXV1D1235LR47	0.47	±20%	2.00	2.30	28.9	31.0	45.0	58.0
MPXV1D1235LR68	0.68	±20%	2.50	2.90	25.9	28.0	40.0	46.0
MPXV1D1235LR1R0	1.00	±20%	3.60	4.20	21.5	22.0	32.5	33.0
MPXV1D1235LR1R5	1.50	±20%	5.20	6.00	17.9	19.0	28.0	29.0
MPXV1D1235LR2R2	2.20	±20%	7.30	8.40	15.2	15.5	23.0	21.0
MPXV1D1235LR3R3	3.30	±20%	10.60	12.20	12.5	12.0	18.0	18.0
MPXV1D1235LR4R7	4.70	±20%	14.20	16.40	10.9	11.5	17.5	14.0
MPXV1D1235LR6R8	6.80	±20%	18.80	21.70	9.4	9.5	14.0	12.0
Part Number	Inductance (µH) at 100 kHz, 1 mA	Inductance Tolerance	DC Resistance (mΩ) Typical	DC Resistance (mΩ) Maximum	Rated Current (A)			Self-Resonance Frequency (MHz)
					I <sub>rms</sub> <sup>1</sup>	I <sub>sat</sub> <sup>2</sup>	I <sub>sat</sub> <sup>3</sup>	

<sup>1</sup> T = 40 K rise at rated current<sup>2</sup> Inductance drop 20% at rated current<sup>3</sup> Inductance drop 30% at rated current

All electrical characteristics data is referenced to 25°C.

Table 1 – Ratings &amp; Part Number Reference cont.

Part Number	Inductance (µH) at 100 kHz, 1 mA	Inductance Tolerance	DC Resistance (mΩ) Typical	DC Resistance (mΩ) Maximum	Rated Current (A)			Self-Resonance Frequency (MHz)
					I <sub>rms</sub> <sup>1</sup> (Reference)	I <sub>sat</sub> <sup>2</sup> (Reference)	I <sub>sat</sub> <sup>3</sup> (Reference)	
MPXV1D1235L100	10.00	±20%	30.40	35.00	7.4	8.5	12.0	9.5
MPXV1D1250LR22	0.22	±20%	1.00	1.20	42.7	55.0	85.0	95.0
MPXV1D1250LR33	0.33	±20%	1.10	1.30	41.6	45.0	65.0	68.0
MPXV1D1250LR47	0.47	±20%	1.50	1.80	34.8	37.0	55.0	54.0
MPXV1D1250LR68	0.68	±20%	1.70	2.00	32.7	30.0	45.0	45.0
MPXV1D1250L1R0	1.00	±20%	2.20	2.60	28.8	30.5	43.0	34.0
MPXV1D1250L1R5	1.50	±20%	3.10	3.60	24.2	22.0	32.0	25.0
MPXV1D1250L2R2	2.20	±20%	4.10	4.80	21.0	20.0	28.5	21.0
MPXV1D1250L3R3	3.30	±20%	6.40	7.40	16.8	15.0	22.0	17.0
MPXV1D1250L4R7	4.70	±20%	8.80	10.10	14.4	12.0	17.5	13.0
MPXV1D1250L6R8	6.80	±20%	13.40	15.50	11.6	10.0	14.0	10.0
MPXV1D1250L100	10.00	±20%	17.90	20.60	10.1	9.0	13.5	8.5
MPXV1D1250L150	15.00	±20%	26.80	30.80	8.2	7.5	11.0	7.0
MPXV1D1250L220	22.00	±20%	40.10	46.20	6.7	6.5	9.0	6.5
MPXV1D1250L330	33.00	±20%	62.60	72.00	5.4	5.0	7.5	5.0
MPXV1D1250L470	47.00	±20%	91.60	105.40	4.5	4.0	5.5	4.0
MPXV1D1250L680	68.00	±20%	141.70	163.00	3.6	3.0	4.5	3.0
MPXV1D1264LR22	0.22	±20%	0.90	1.10	53.0	68.0	100.0	90.0
MPXV1D1264LR33	0.33	±20%	1.00	1.20	45.6	48.0	70.0	61.0
MPXV1D1264LR47	0.47	±20%	1.40	1.70	38.2	40.0	58.0	53.0
MPXV1D1264LR68	0.68	±20%	1.70	1.90	35.4	34.0	50.0	45.0
MPXV1D1264L1R0	1.00	±20%	2.00	2.30	32.2	30.0	45.0	30.0
MPXV1D1264L1R5	1.50	±20%	2.50	2.90	28.8	25.0	35.5	24.0
MPXV1D1264L2R2	2.20	±20%	3.20	3.70	25.4	23.0	32.0	20.0
MPXV1D1264L3R3	3.30	±20%	5.30	6.20	19.7	16.5	22.5	16.0
MPXV1D1264L4R7	4.70	±20%	7.10	8.20	17.1	14.0	19.5	13.0
MPXV1D1264L6R8	6.80	±20%	10.60	12.30	14.0	11.5	16.0	10.0
MPXV1D1264L100	10.00	±20%	14.00	16.10	12.2	10.0	14.0	8.5
MPXV1D1264L150	15.00	±20%	21.60	24.90	9.8	8.0	11.5	6.5
MPXV1D1264L220	22.00	±20%	30.50	35.10	8.2	7.0	9.5	5.5
MPXV1D1740LR47	0.47	±20%	1.50	1.80	34.0	52.0	75.0	46.0
MPXV1D1740LR68	0.68	±20%	1.70	2.00	32.0	37.0	55.0	38.0
MPXV1D1740L1R0	1.00	±20%	2.00	2.30	30.0	28.0	43.0	30.0
MPXV1D1740L1R5	1.50	±20%	3.30	3.80	23.5	19.5	28.0	24.0
MPXV1D1740L2R2	2.20	±20%	4.30	5.00	20.5	19.5	28.0	17.0
MPXV1D1740L3R3	3.30	±20%	7.00	8.10	16.5	18.0	27.5	14.0
MPXV1D1740L4R7	4.70	±20%	9.00	10.40	14.5	13.0	18.5	12.0
Part Number	Inductance (µH) at 100 kHz, 1 mA	Inductance Tolerance	DC Resistance (mΩ) Typical	DC Resistance (mΩ) Maximum	I <sub>rms</sub> <sup>1</sup>	I <sub>sat</sub> <sup>2</sup>	I <sub>sat</sub> <sup>3</sup>	Self-Resonance Frequency (MHz)
					Rated Current (A)			

<sup>1</sup> T = 40 K rise at rated current<sup>2</sup> Inductance drop 20% at rated current<sup>3</sup> Inductance drop 30% at rated current

All electrical characteristics data is referenced to 25°C.

Table 1 – Ratings &amp; Part Number Reference cont.

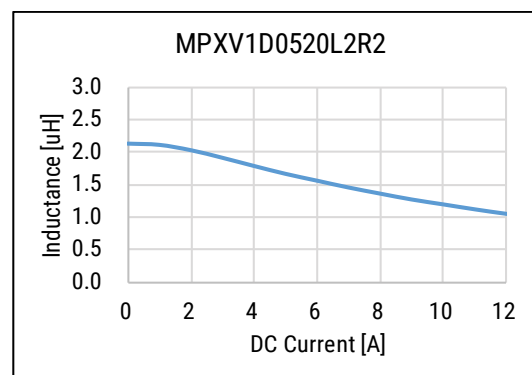
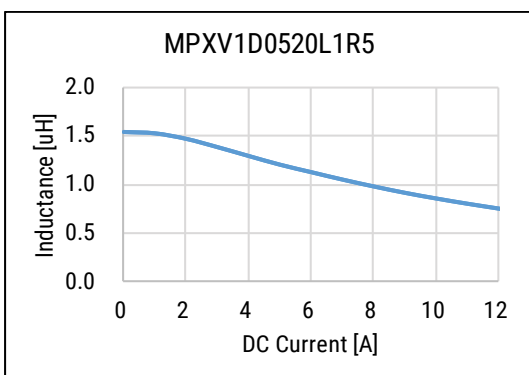
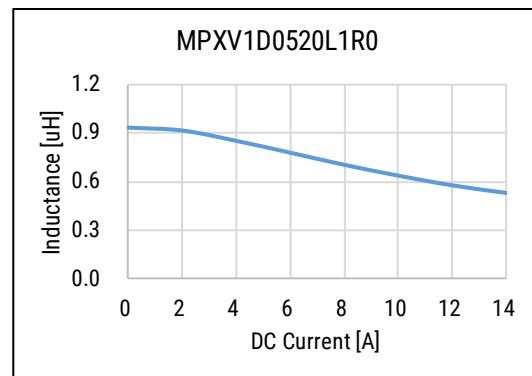
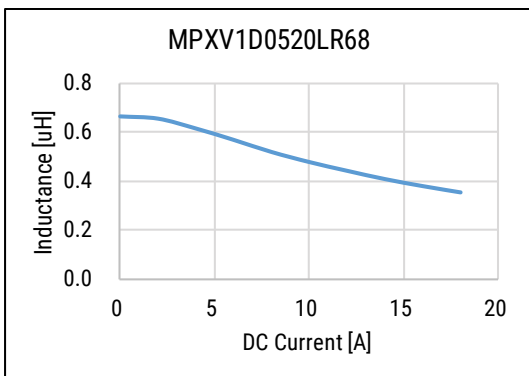
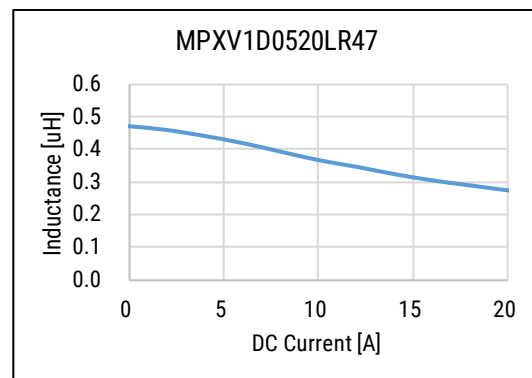
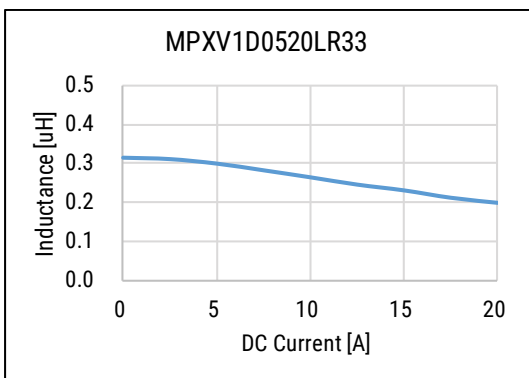
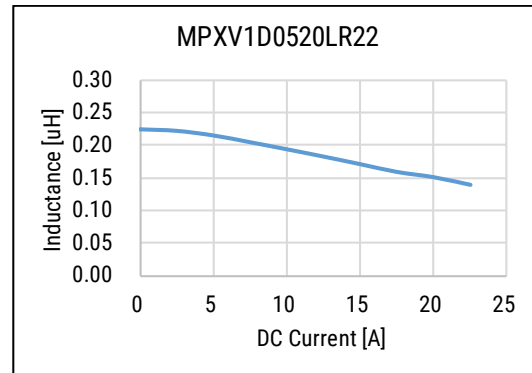
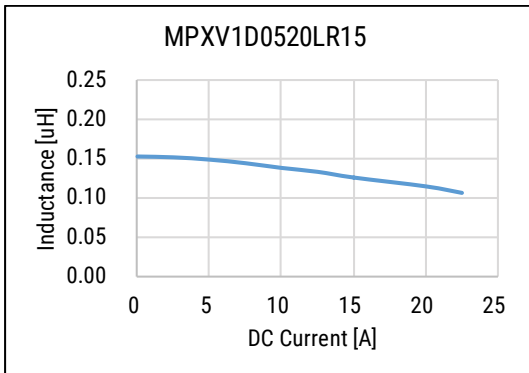
Part Number	Inductance (µH) at 100 kHz, 1 mA	Inductance Tolerance	DC Resistance (mΩ) Typical	DC Resistance (mΩ) Maximum	Rated Current (A)			Self-Resonance Frequency (MHz)
					I <sub>rms</sub> <sup>1</sup> (Reference)	I <sub>sat</sub> <sup>2</sup> (Reference)	I <sub>sat</sub> <sup>3</sup> (Reference)	
MPXV1D1740L6R8	6.80	±20%	13.80	15.90	11.5	12.0	17.0	9.0
MPXV1D1740L100	10.00	±20%	18.80	21.70	9.5	10.0	14.5	6.8
MPXV1D1740L150	15.00	±20%	30.60	35.20	7.5	9.0	13.0	6.0
MPXV1D1740L220	22.00	±20%	40.30	46.40	6.5	7.0	10.0	5.0
MPXV1D1740L330	33.00	±20%	71.50	82.30	5.0	5.5	8.0	4.0
MPXV1D1740L470	47.00	±20%	109.30	125.70	4.0	4.4	6.5	2.5
MPXV1D1770LR47	0.47	±20%	0.87	1.00	52.5	72.0	108.0	45.0
MPXV1D1770LR68	0.68	±20%	0.91	1.05	50.0	46.0	68.0	37.0
MPXV1D1770L1R0	1.00	±20%	1.50	1.80	38.0	42.0	62.0	27.0
MPXV1D1770L1R5	1.50	±20%	1.50	1.80	38.0	31.0	45.0	18.0
MPXV1D1770L2R2	2.20	±20%	2.20	2.60	31.0	25.0	34.0	15.0
MPXV1D1770L3R3	3.30	±20%	2.90	3.40	28.0	24.0	30.5	13.0
MPXV1D1770L4R7	4.70	±20%	4.10	4.80	23.5	24.0	33.5	10.0
MPXV1D1770L6R8	6.80	±20%	5.90	6.80	19.5	18.0	26.0	8.0
MPXV1D1770L100	10.00	±20%	10.60	12.20	14.5	11.5	16.5	7.0
MPXV1D1770L150	15.00	±20%	15.40	17.80	12.0	10.5	14.0	5.5
MPXV1D1770L220	22.00	±20%	19.90	22.90	10.5	8.5	12.0	4.5
MPXV1D1770L330	33.00	±20%	41.10	47.30	7.5	8.5	12.0	3.5
MPXV1D1770L470	47.00	±20%	54.60	62.80	6.5	7.5	10.5	2.8
MPXV1D1770L680	68.00	±20%	69.10	79.50	5.5	6.0	8.5	2.3
MPXV1D1770L101	100.00	±20%	95.90	110.30	4.5	5.6	7.5	1.8
MPXV1D2213LR47	0.47	±20%	0.42	0.48	90.0	96.0	140.0	45.0
MPXV1D2213LR68	0.68	±20%	0.72	0.83	78.0	80.0	115.0	34.0
MPXV1D2213L1R0	1.00	±20%	0.80	1.00	74.0	58.0	84.0	22.0
MPXV1D2213L1R5	1.50	±20%	0.96	1.20	68.0	42.0	60.0	17.0
MPXV1D2213L2R2	2.20	±20%	1.20	1.40	59.0	38.0	56.0	14.0
MPXV1D2213L3R3	3.30	±20%	1.50	1.80	54.0	34.0	48.0	11.0
MPXV1D2213L4R7	4.70	±20%	1.90	2.20	48.0	28.0	40.0	9.0
MPXV1D2213L6R8	6.80	±20%	2.80	3.30	39.0	30.0	42.0	6.5
MPXV1D2213L100	10.00	±20%	3.80	4.40	34.0	26.0	36.0	5.2
MPXV1D2213L150	15.00	±20%	5.90	6.80	27.5	22.0	30.0	4.0
MPXV1D2213L220	22.00	±20%	11.40	13.20	19.5	15.0	20.5	3.7
MPXV1D2213L330	33.00	±20%	13.90	16.00	17.5	15.0	20.5	2.9
MPXV1D2213L470	47.00	±20%	17.80	20.50	15.5	13.5	19.0	2.5
MPXV1D2213L680	68.00	±20%	26.70	30.80	12.5	10.0	14.0	2.1
MPXV1D2213L101	100.00	±20%	41.20	47.40	10.0	8.0	10.5	1.6
Part Number	Inductance (µH) at 100 kHz, 1 mA	Inductance Tolerance	DC Resistance (mΩ) Typical	DC Resistance (mΩ) Maximum	Rated Current (A)			Self-Resonance Frequency (MHz)
					I <sub>rms</sub> <sup>1</sup>	I <sub>sat</sub> <sup>2</sup>	I <sub>sat</sub> <sup>3</sup>	

<sup>1</sup> T = 40 K rise at rated current<sup>2</sup> Inductance drop 20% at rated current<sup>3</sup> Inductance drop 30% at rated current

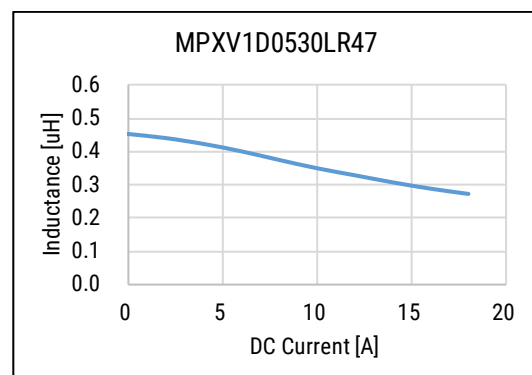
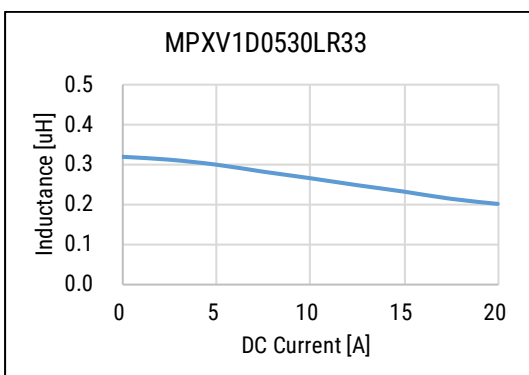
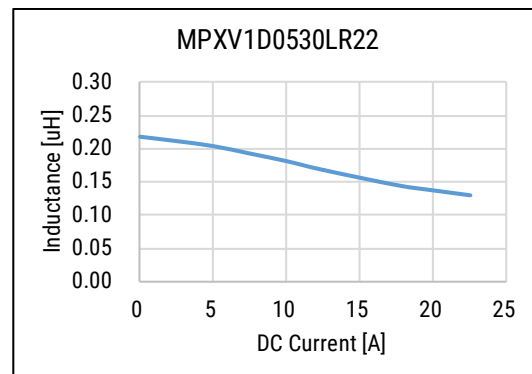
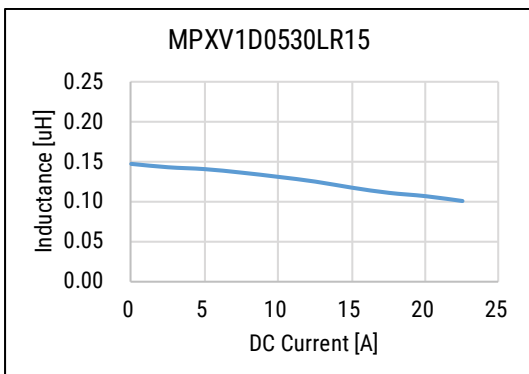
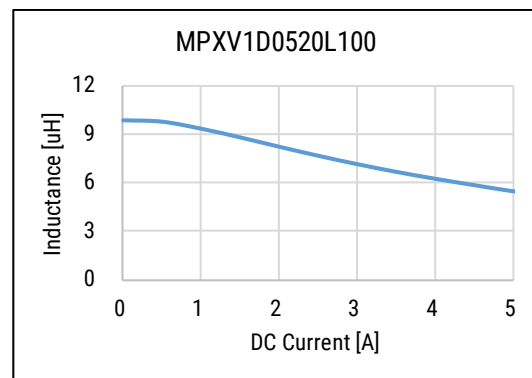
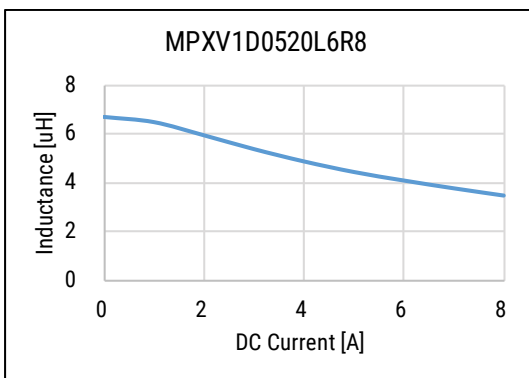
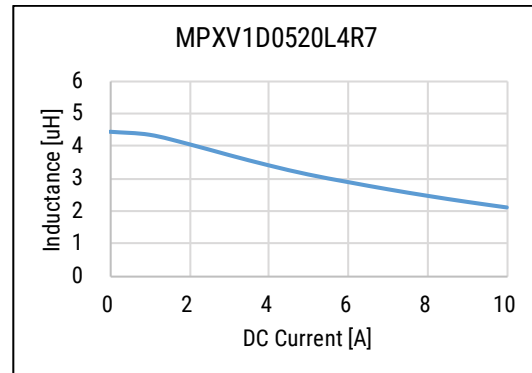
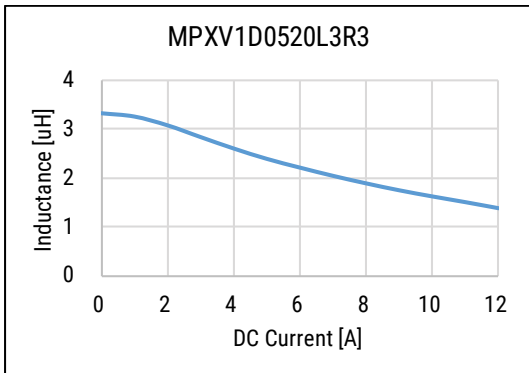
All electrical characteristics data is referenced to 25°C.



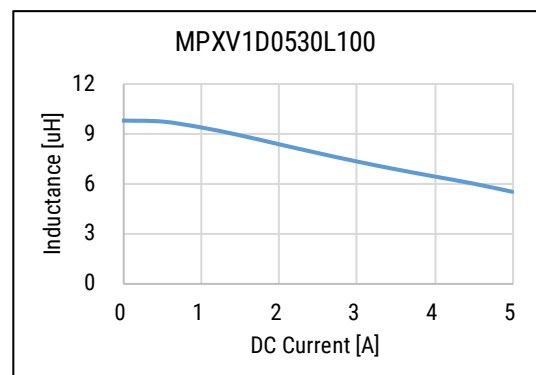
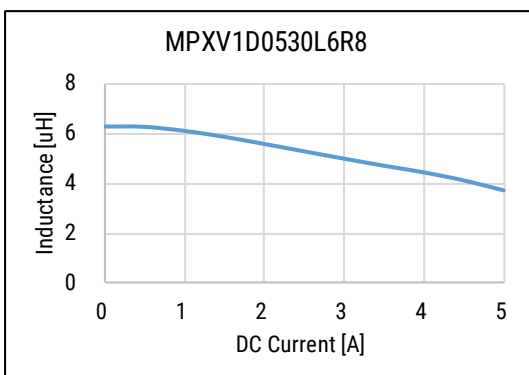
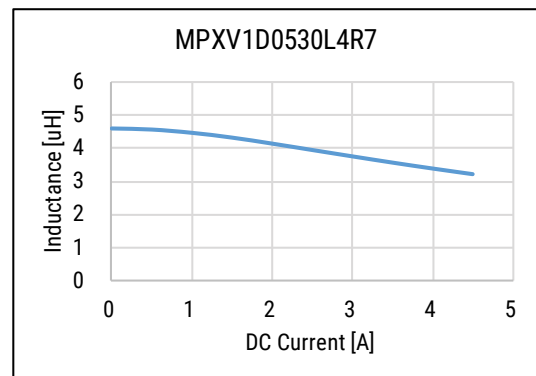
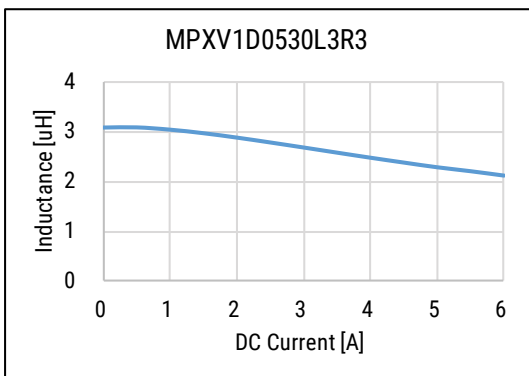
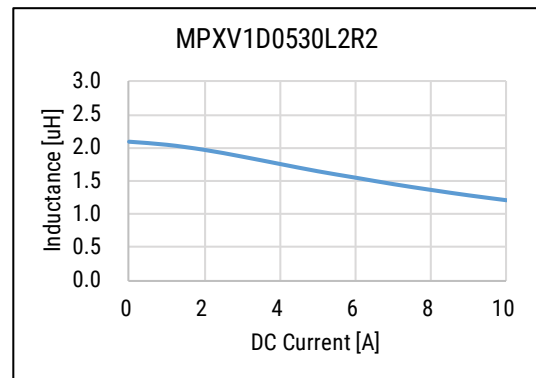
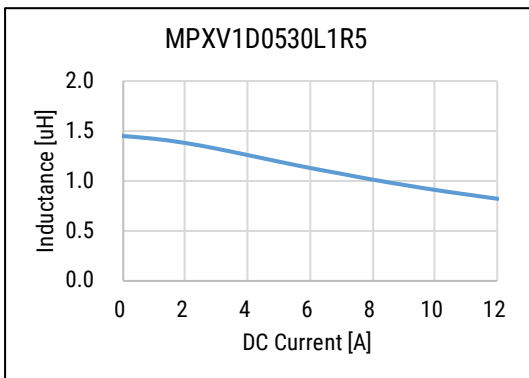
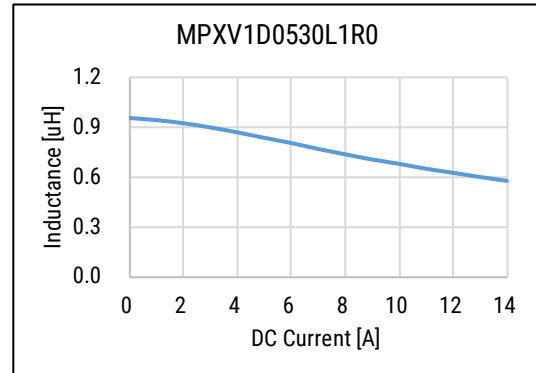
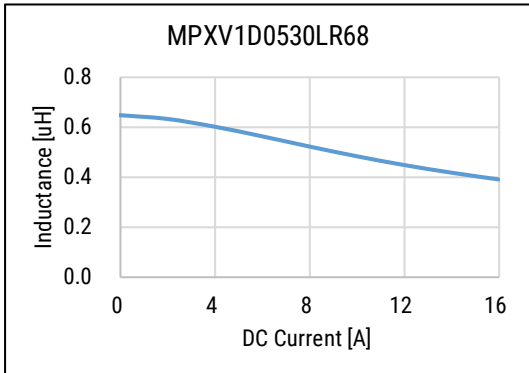
## DC-Superposed Characteristics



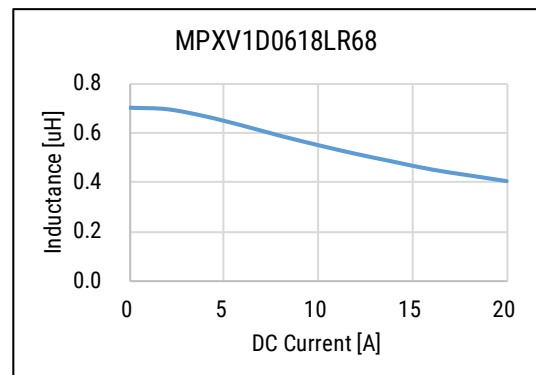
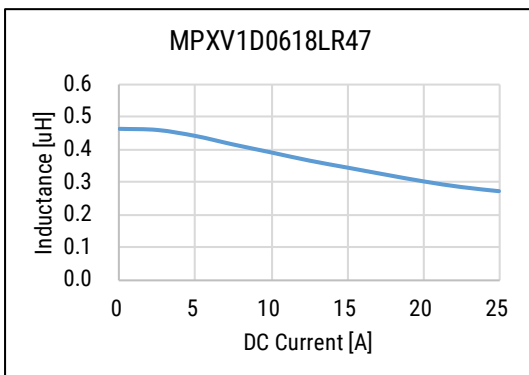
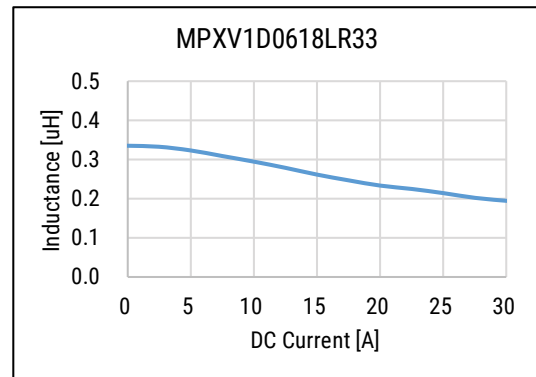
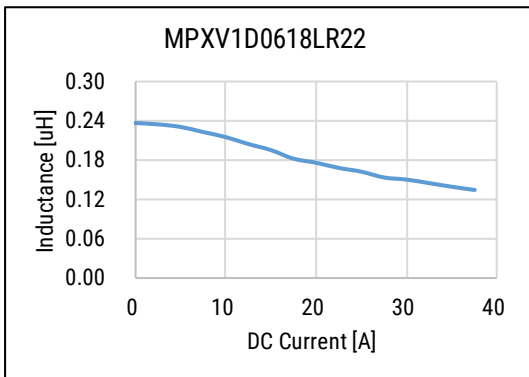
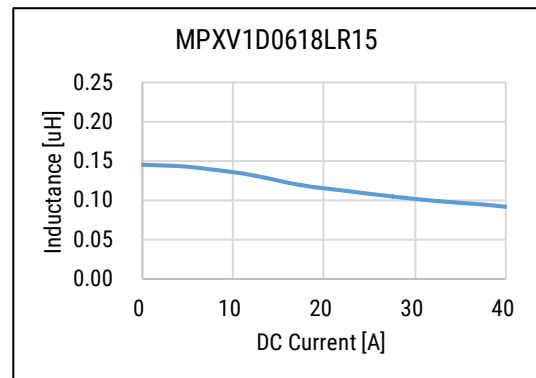
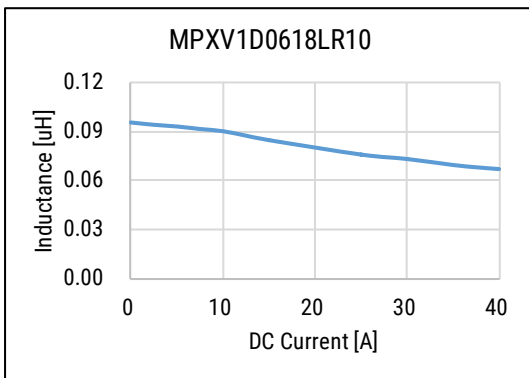
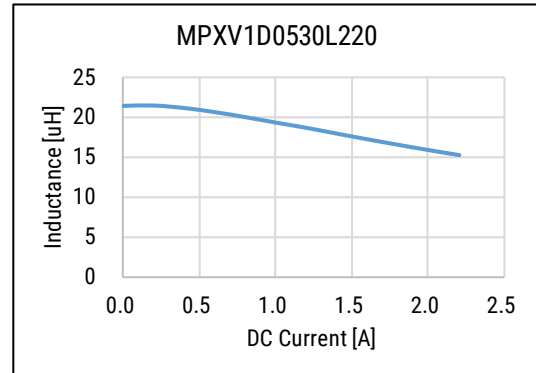
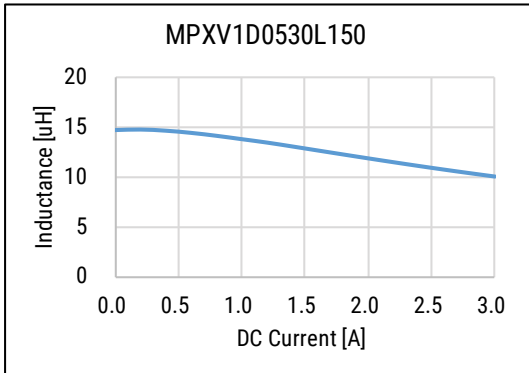
## DC-Superposed Characteristics cont.



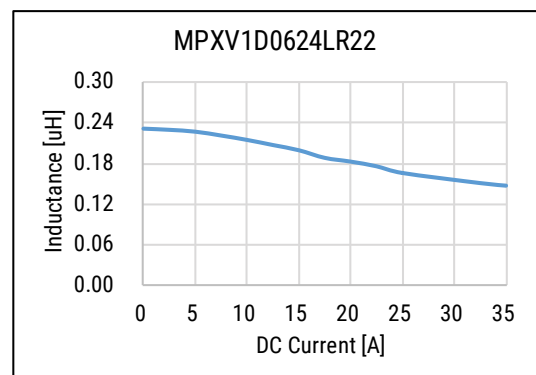
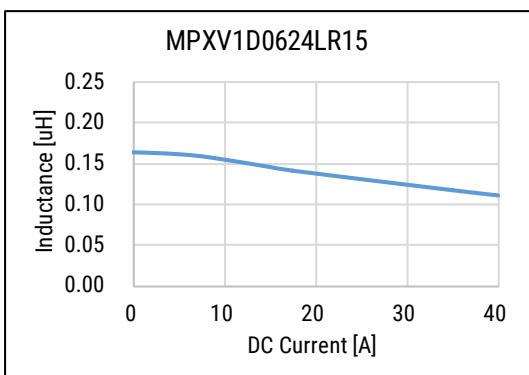
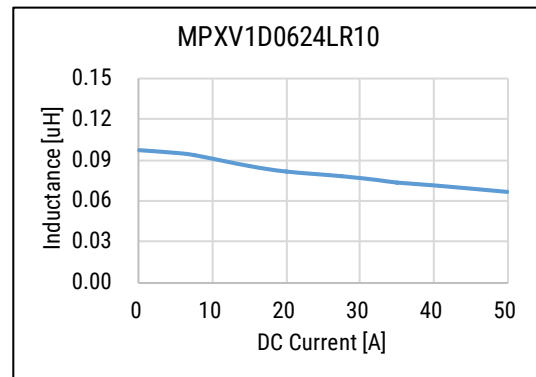
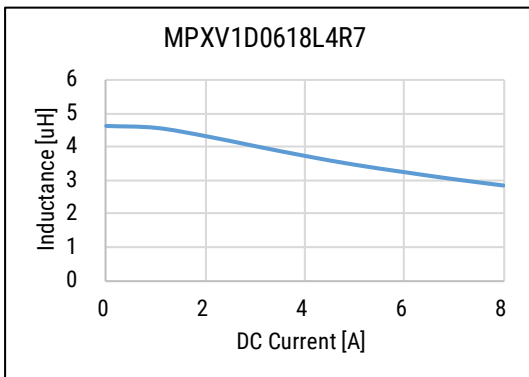
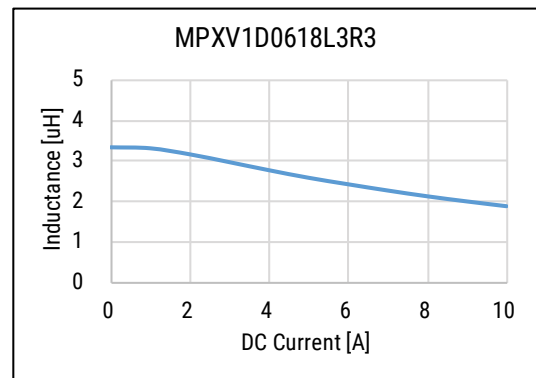
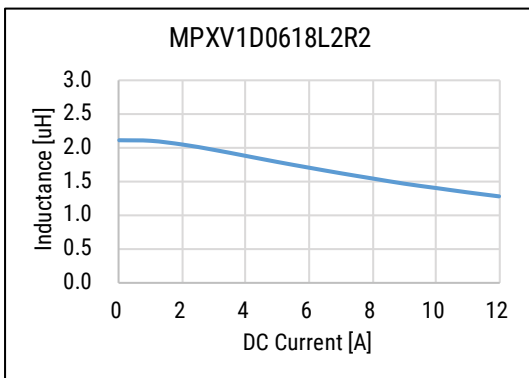
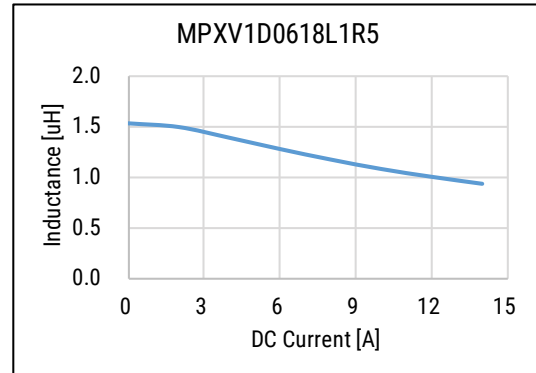
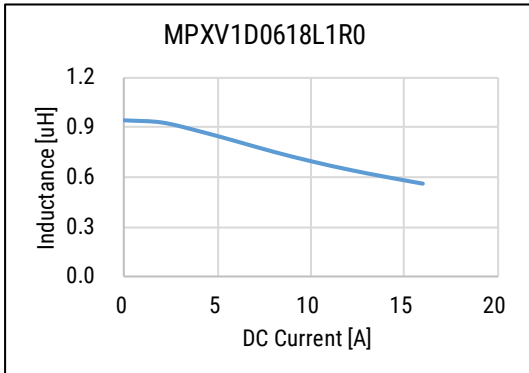
## DC-Superposed Characteristics cont.



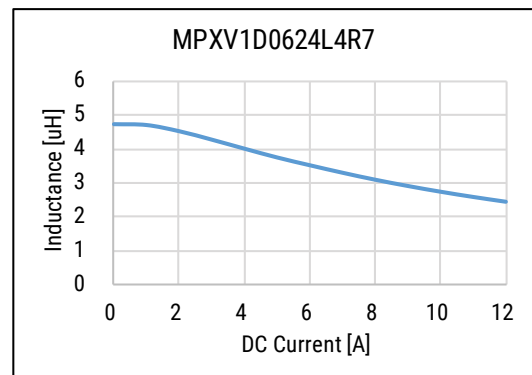
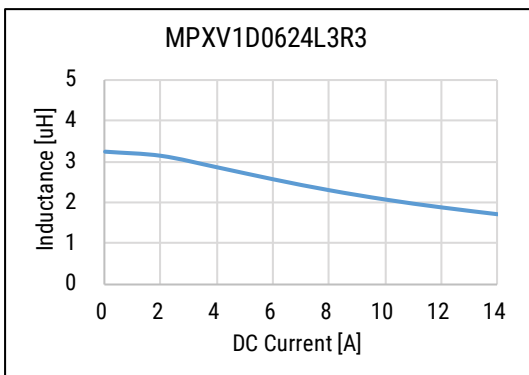
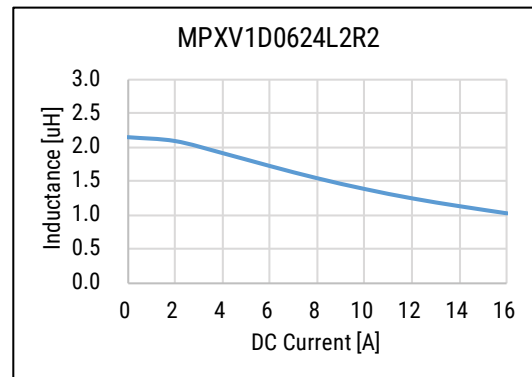
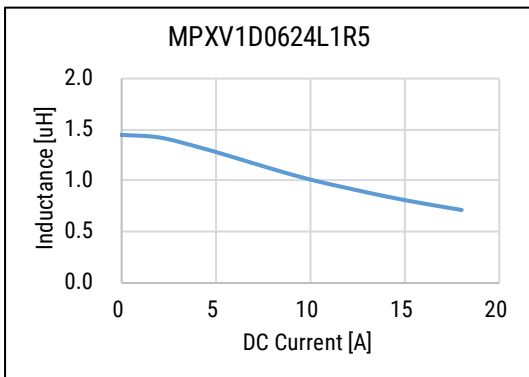
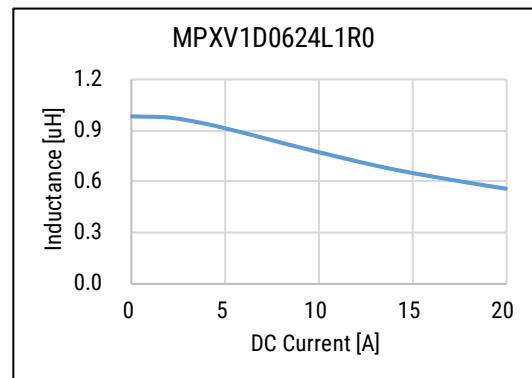
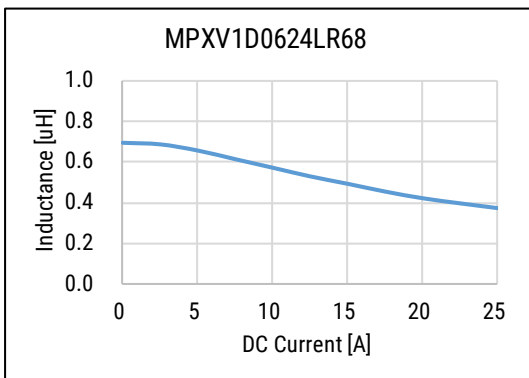
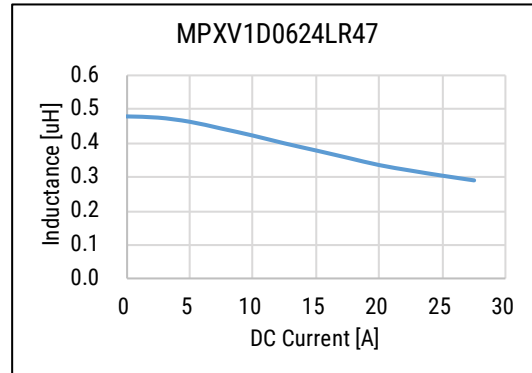
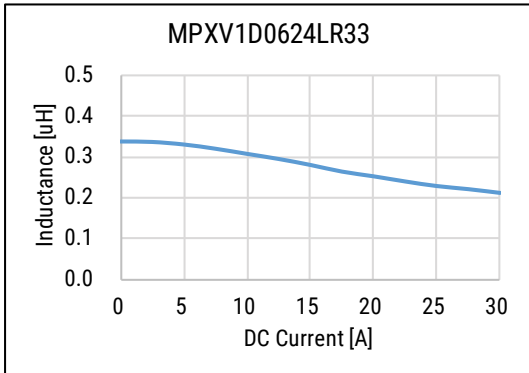
## DC-Superposed Characteristics cont.



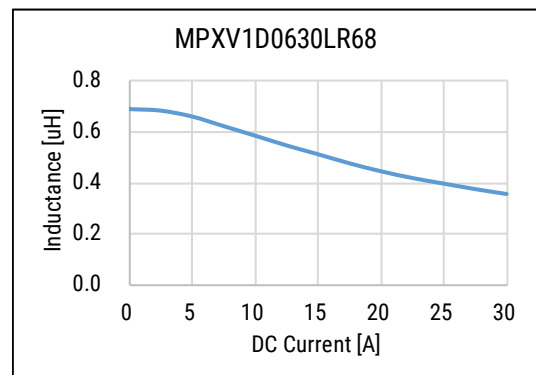
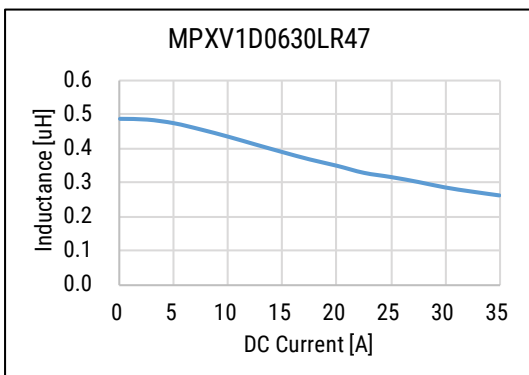
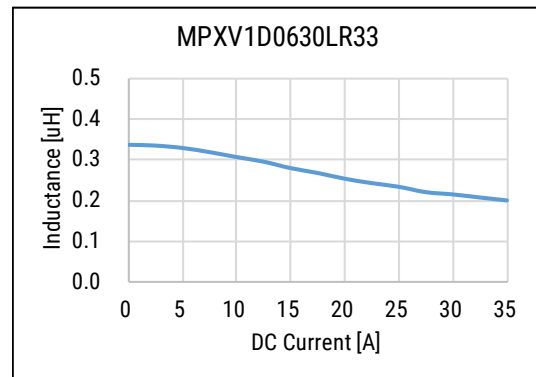
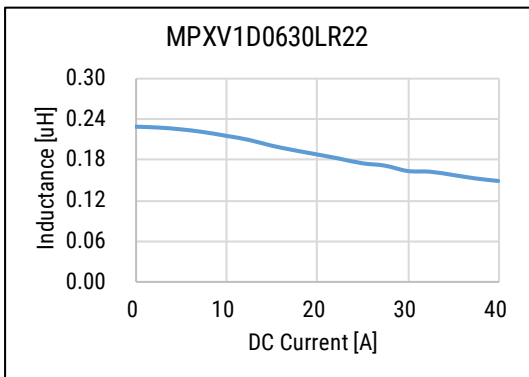
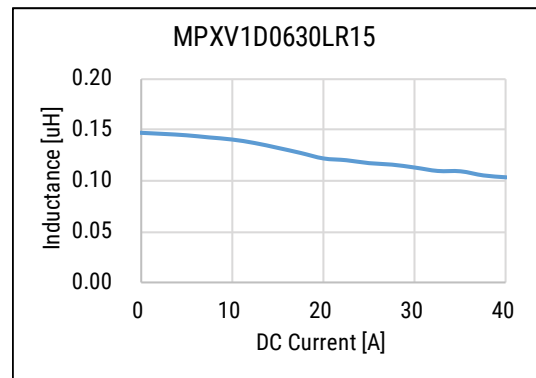
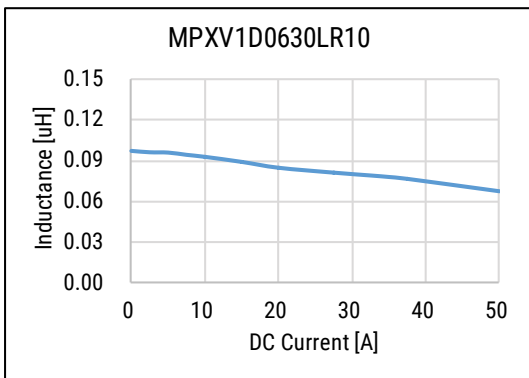
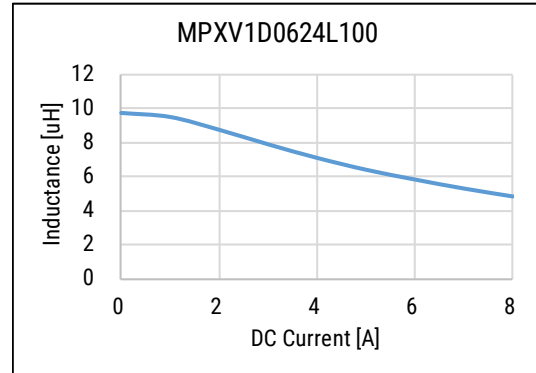
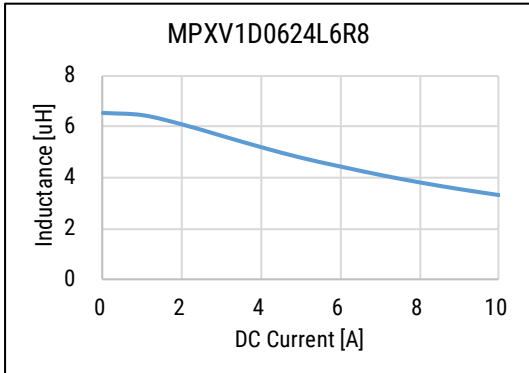
## DC-Superposed Characteristics cont.



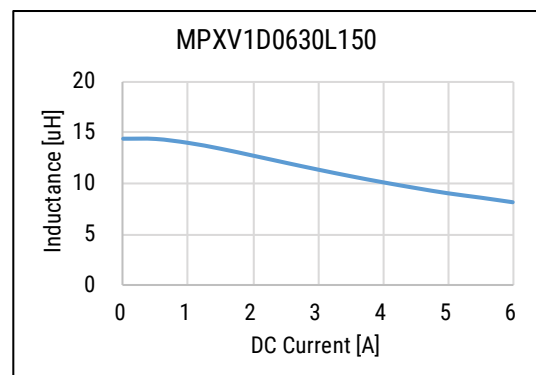
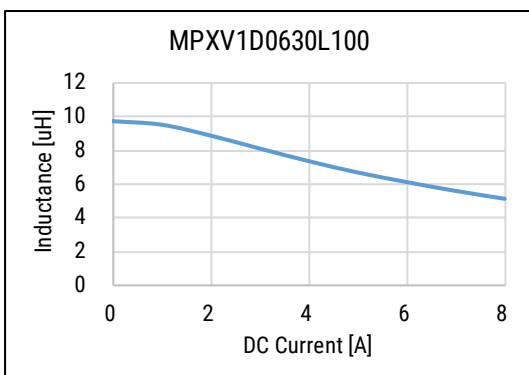
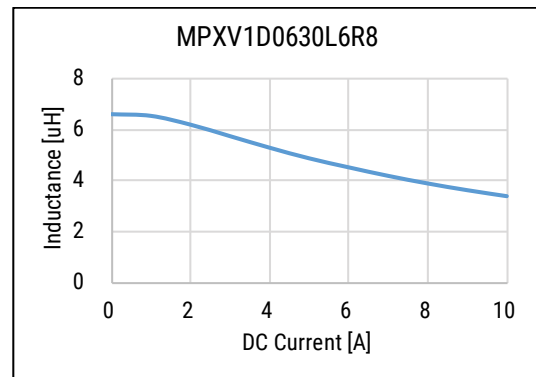
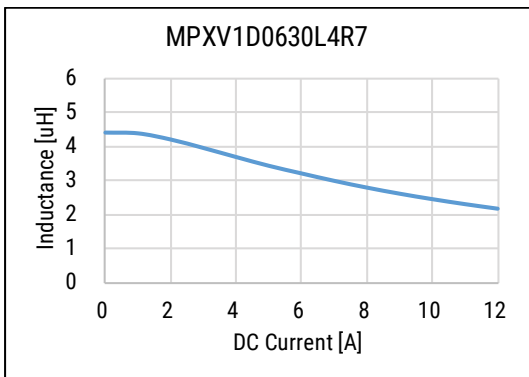
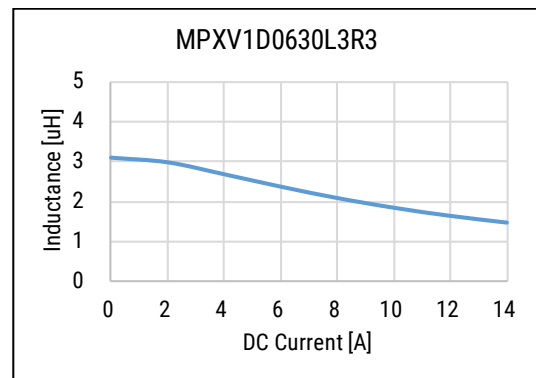
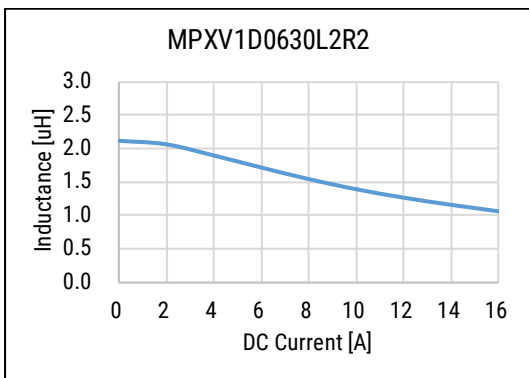
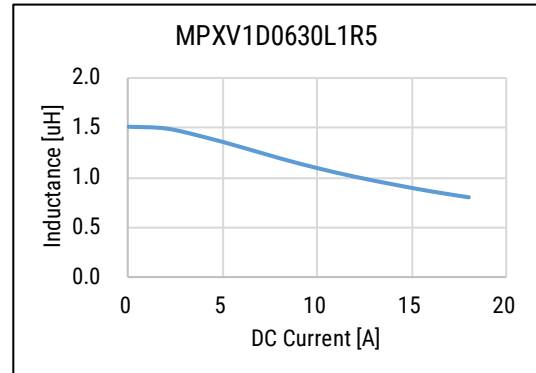
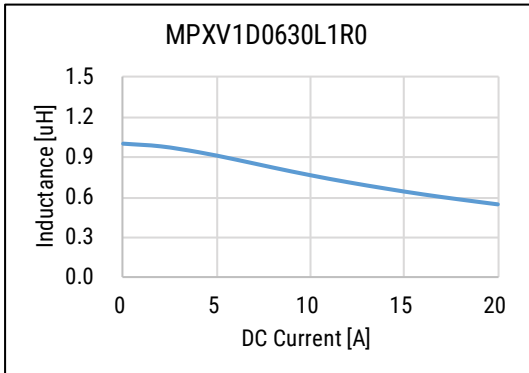
## DC-Superposed Characteristics cont.



## DC-Superposed Characteristics cont.

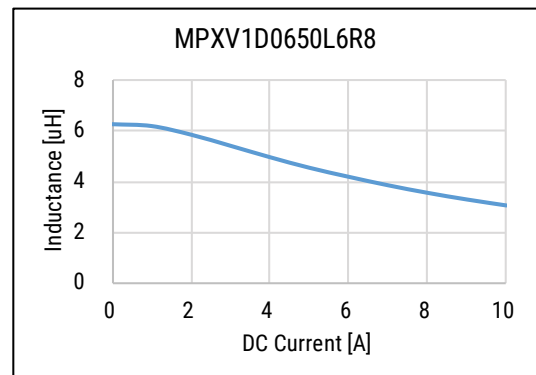
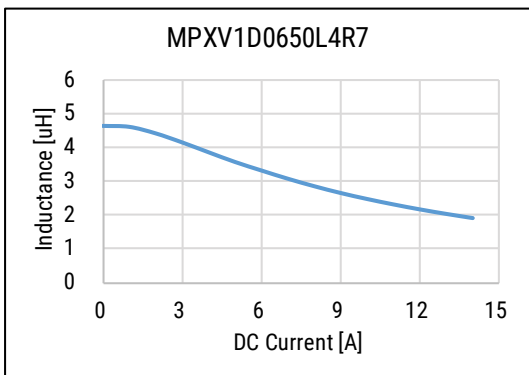
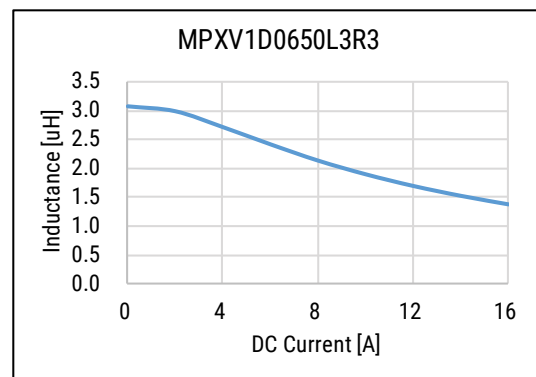
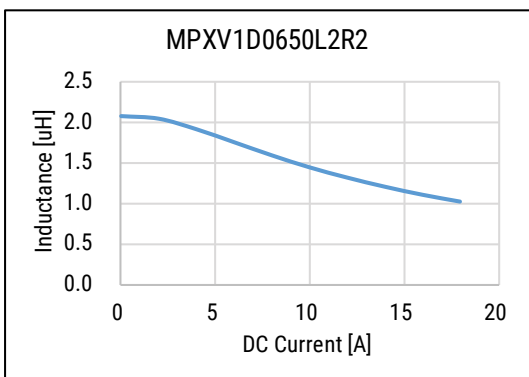
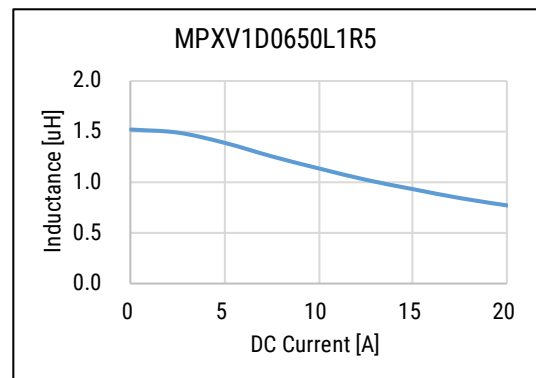
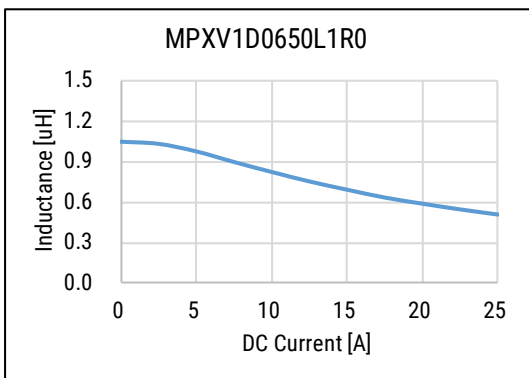
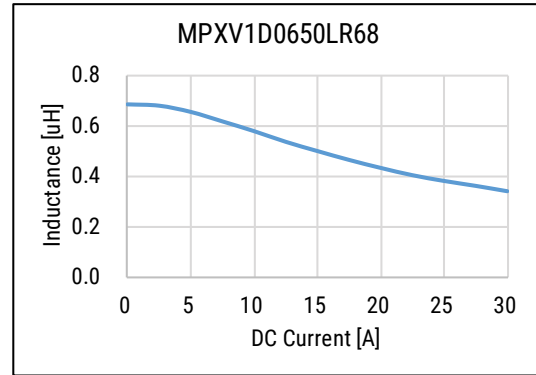
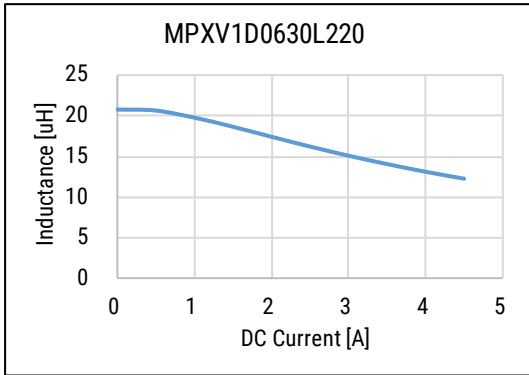


## DC-Superposed Characteristics cont.

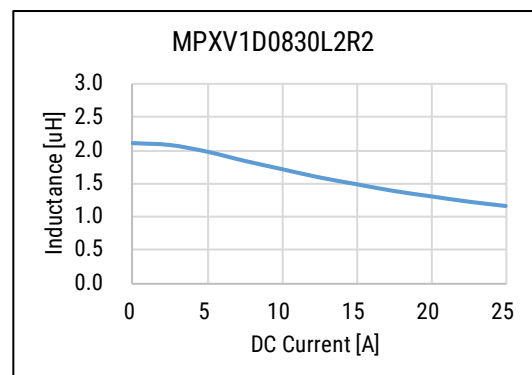
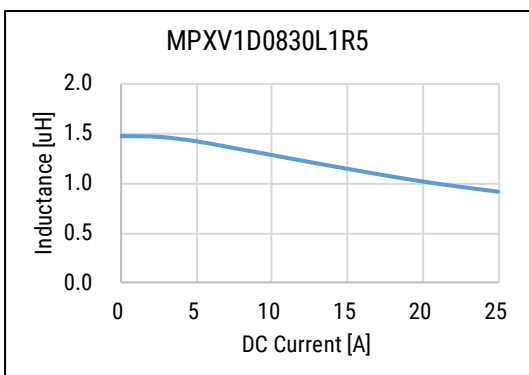
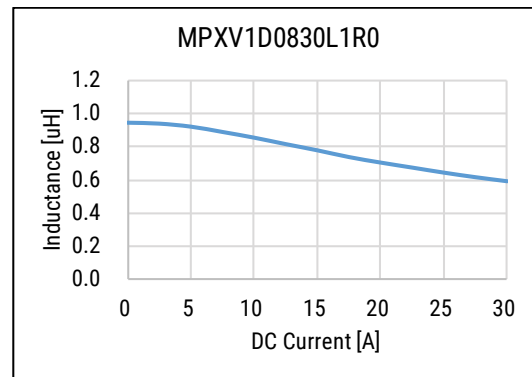
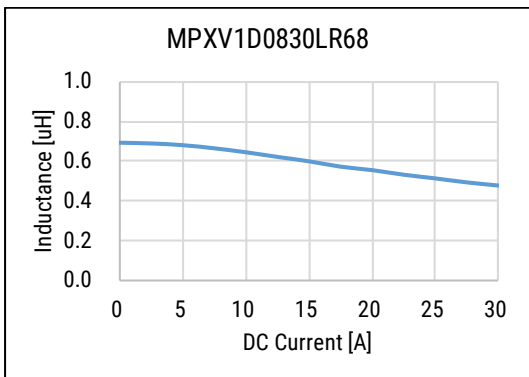
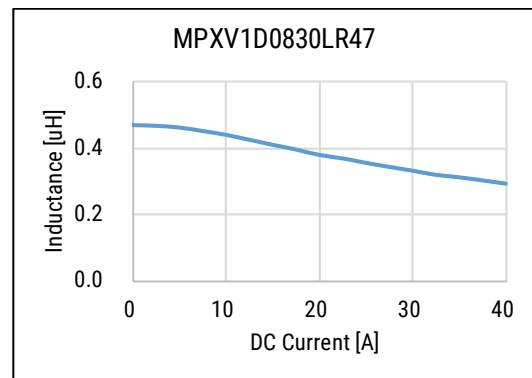
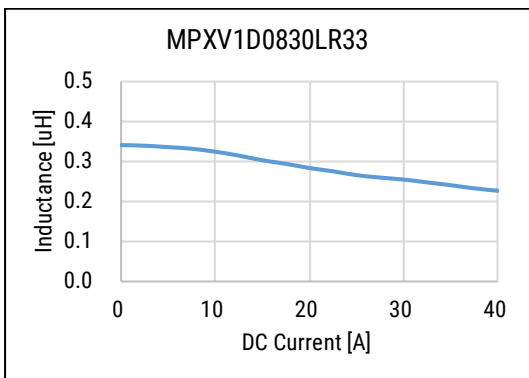
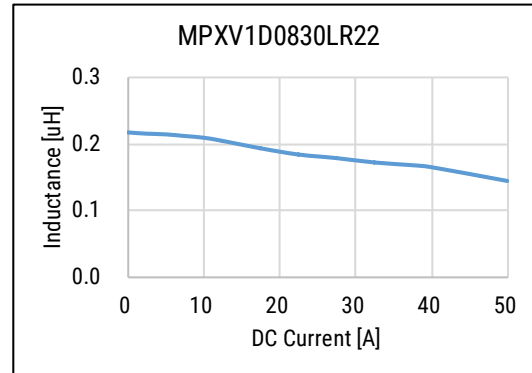
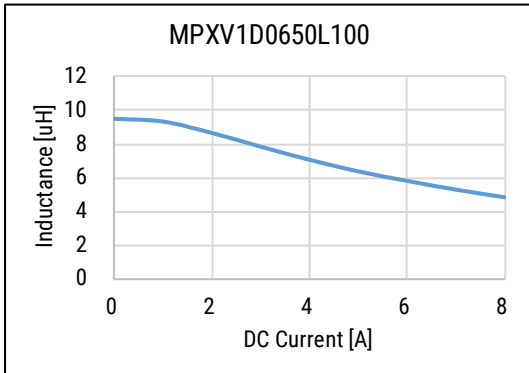




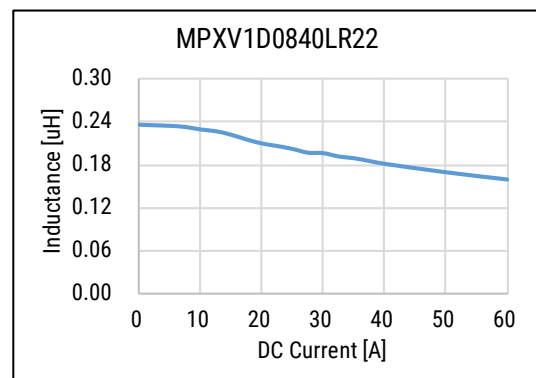
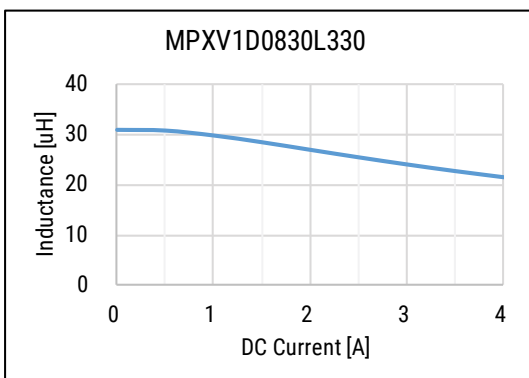
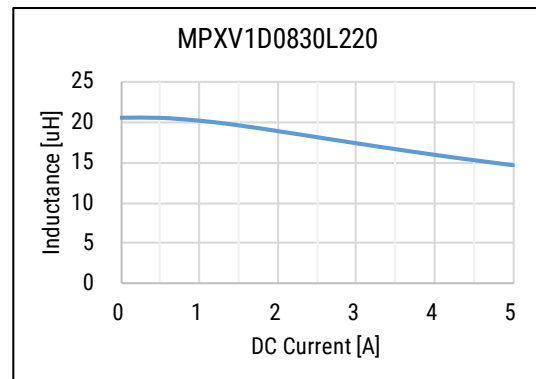
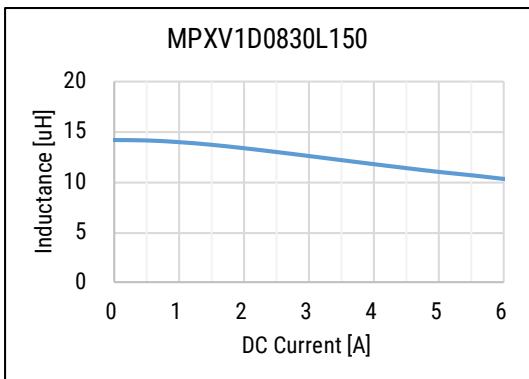
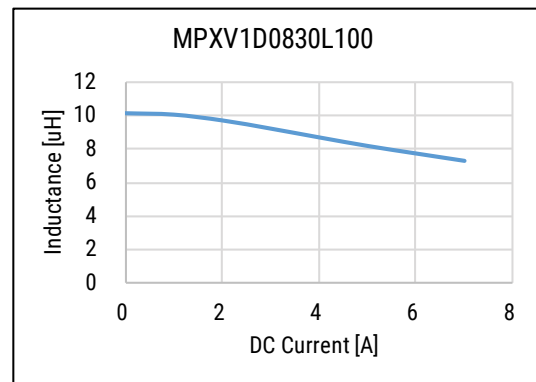
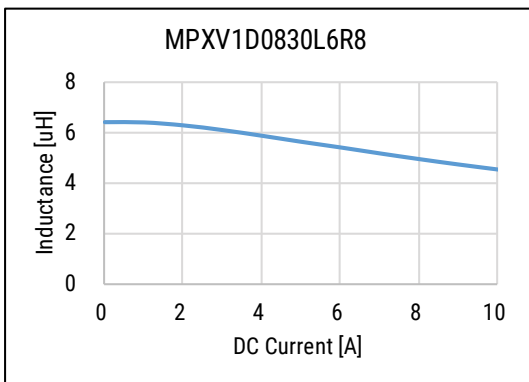
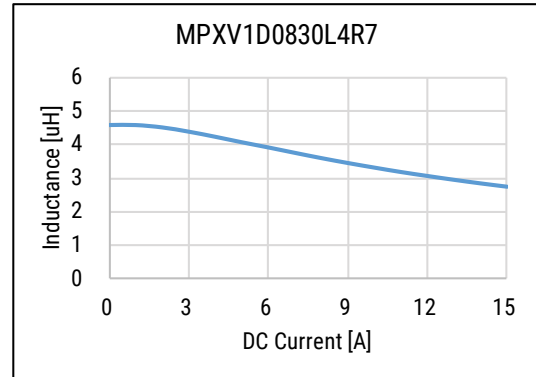
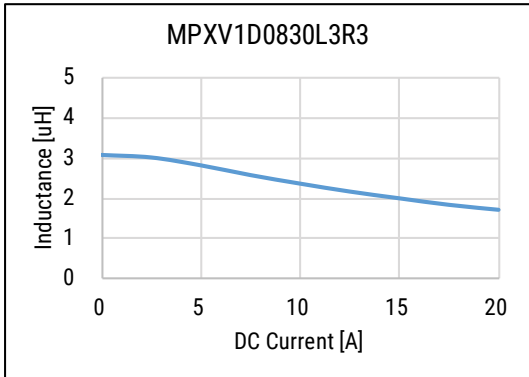
## DC-Superposed Characteristics cont.



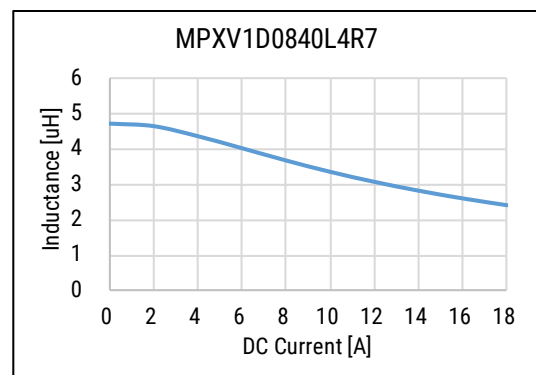
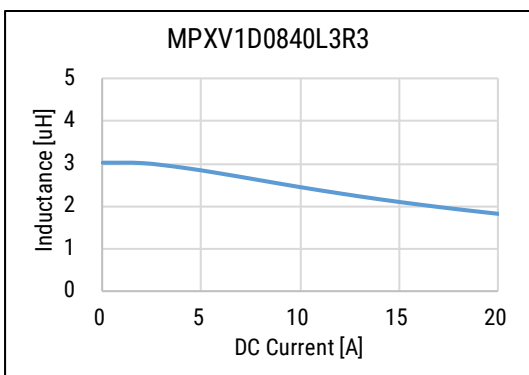
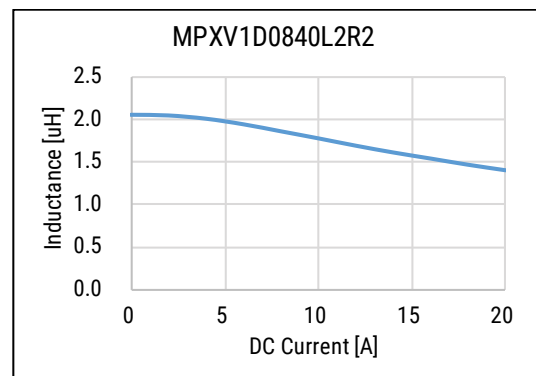
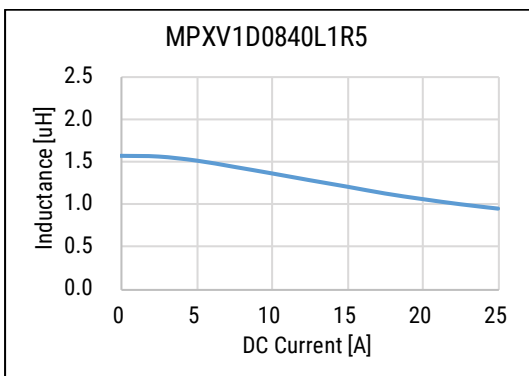
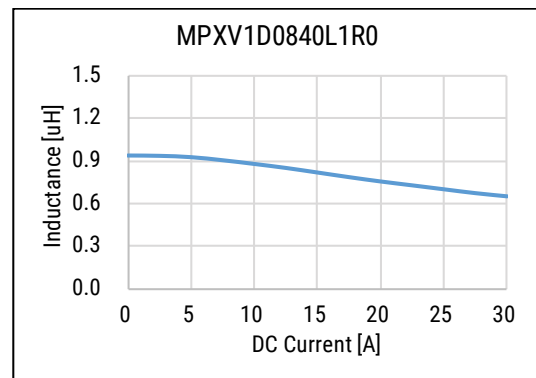
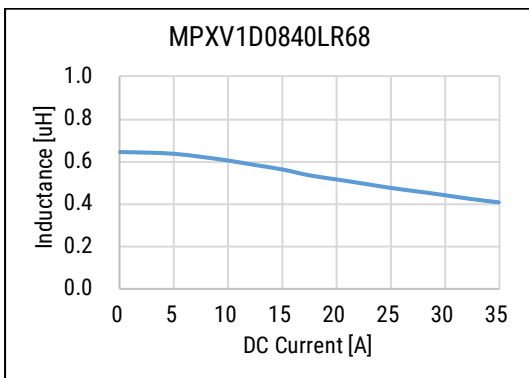
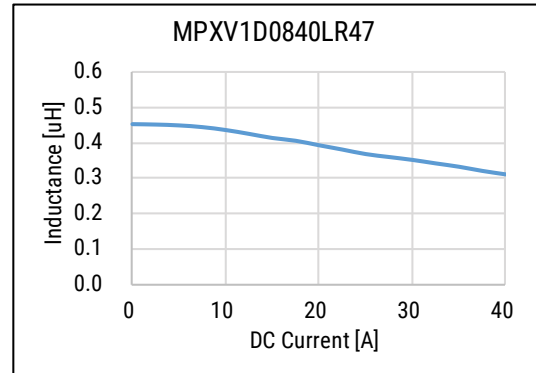
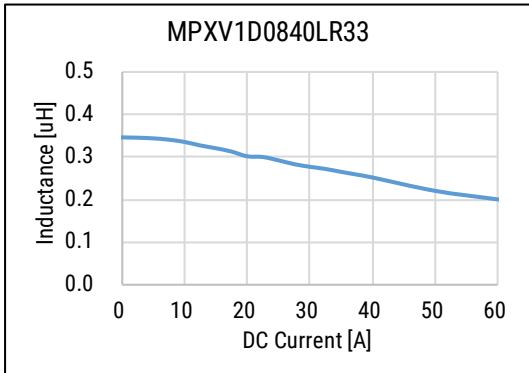
## DC-Superposed Characteristics cont.



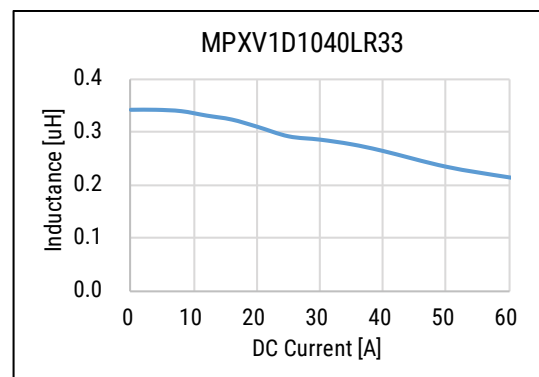
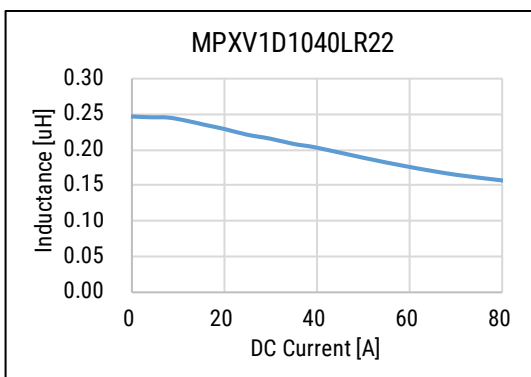
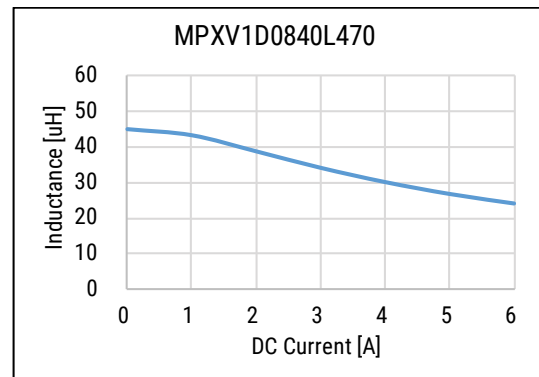
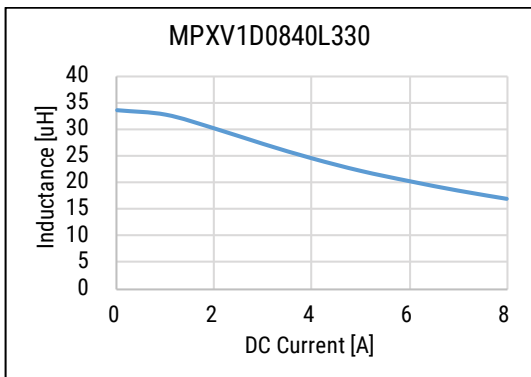
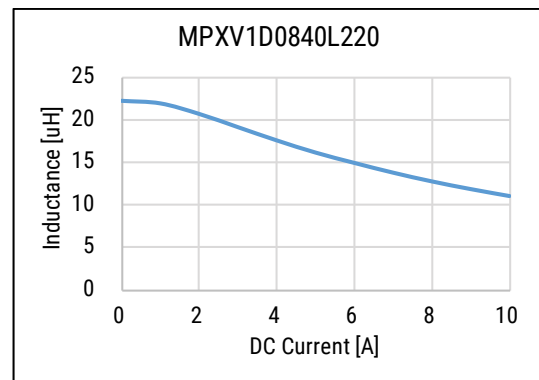
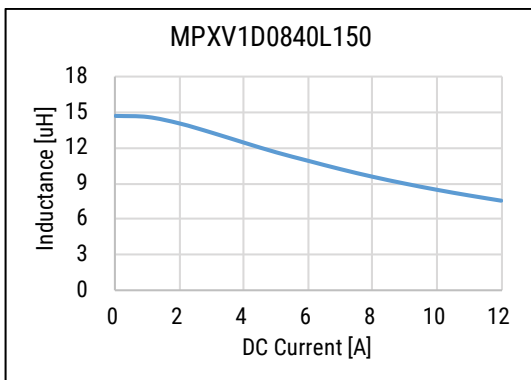
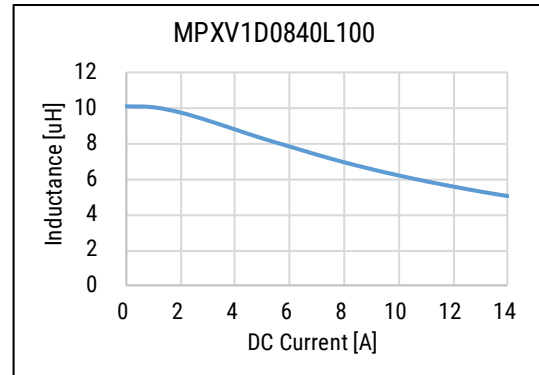
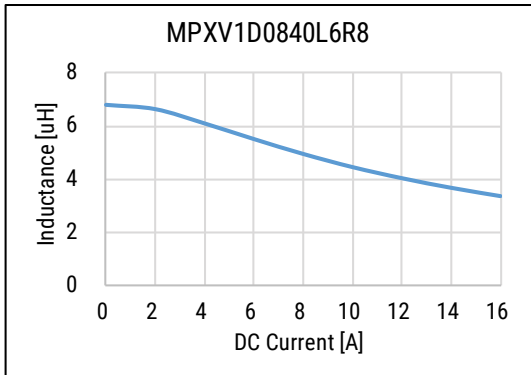
## DC-Superposed Characteristics cont.



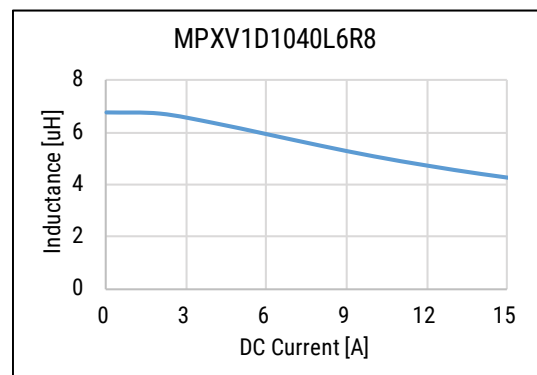
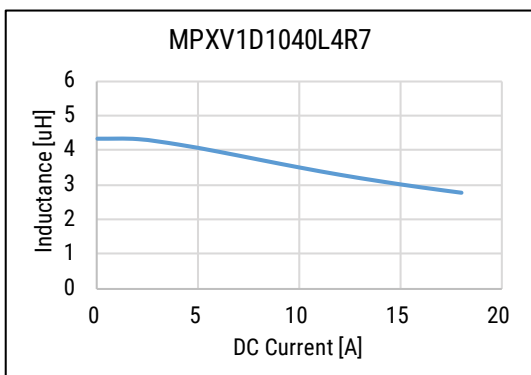
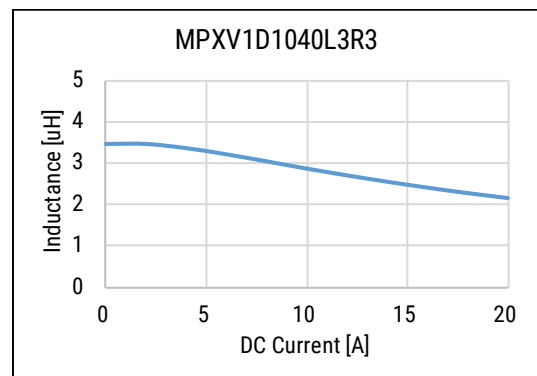
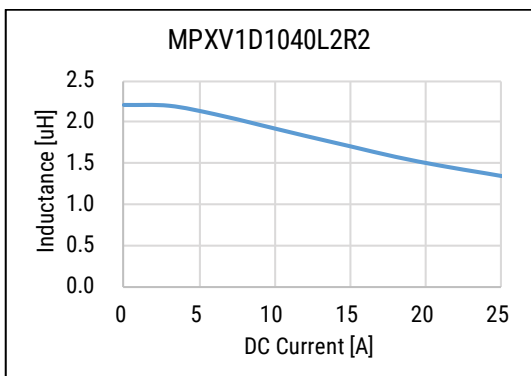
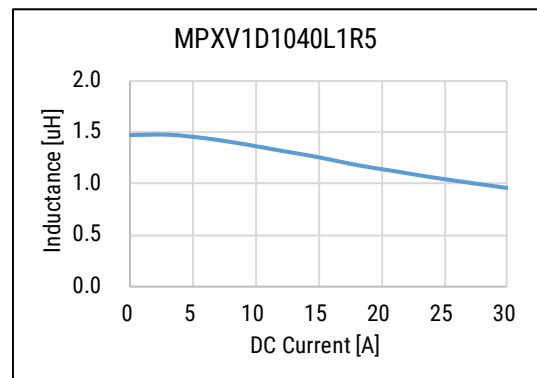
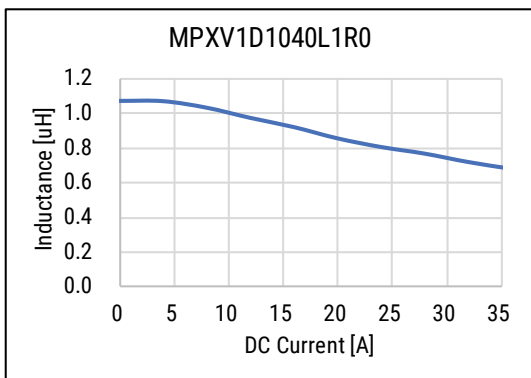
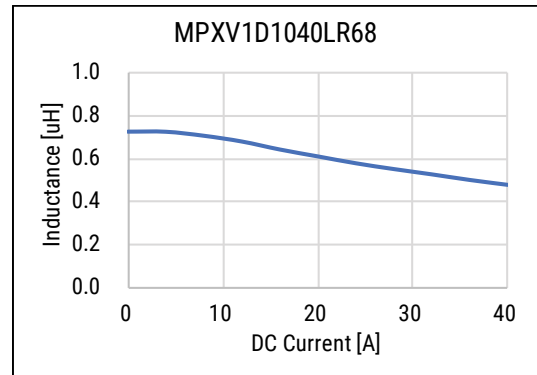
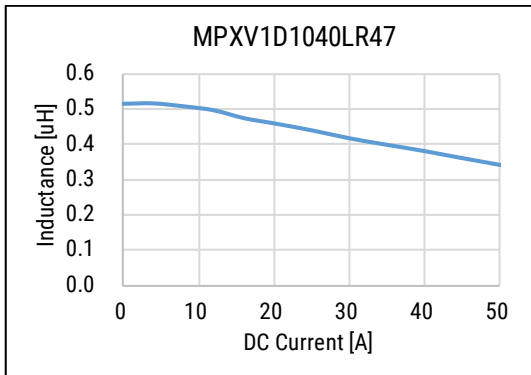
## DC-Superposed Characteristics cont.



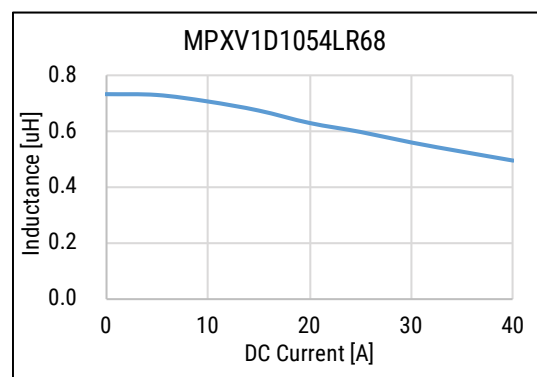
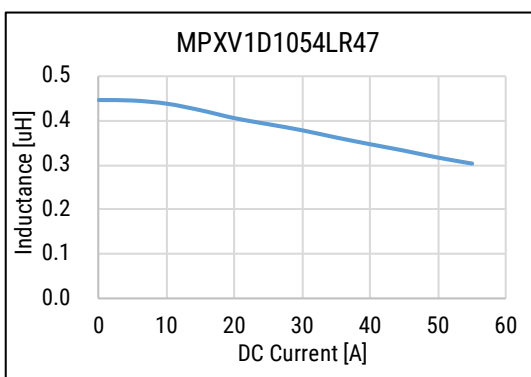
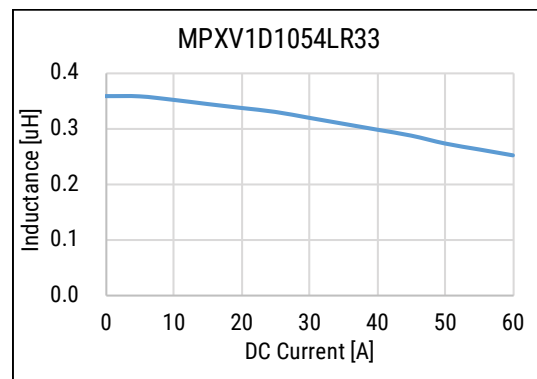
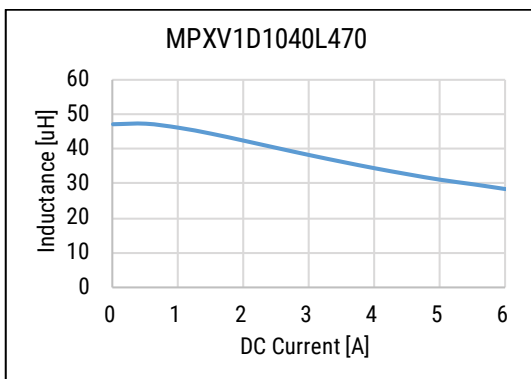
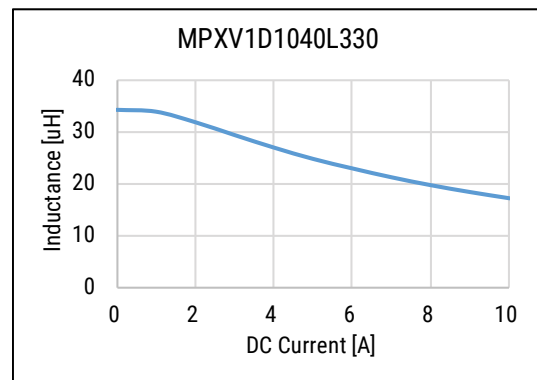
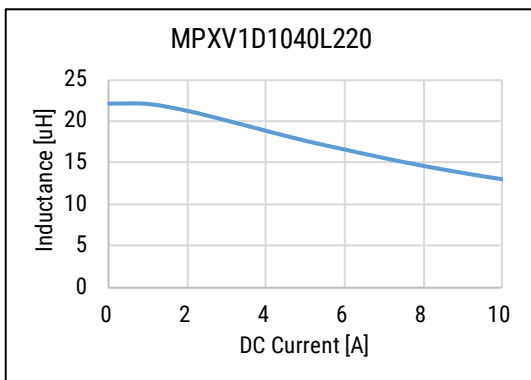
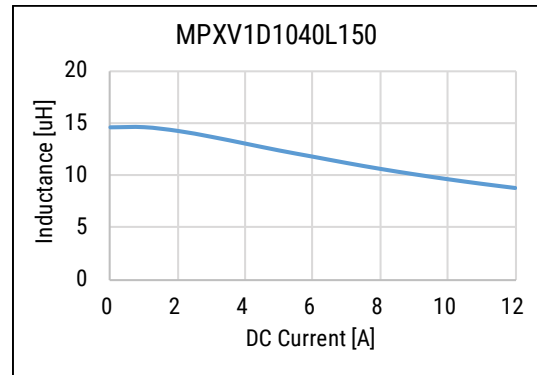
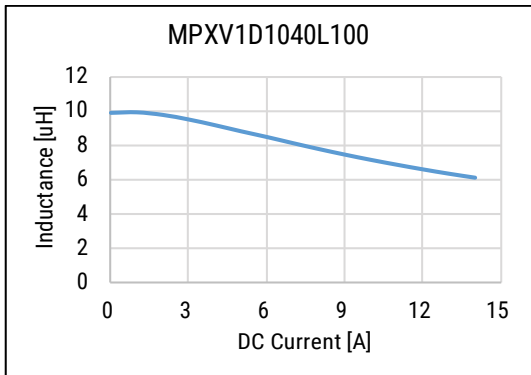
## DC-Superposed Characteristics cont.



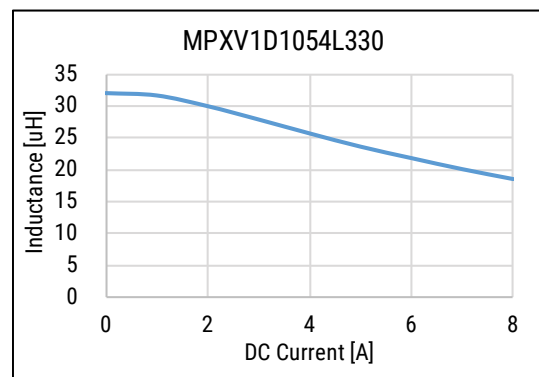
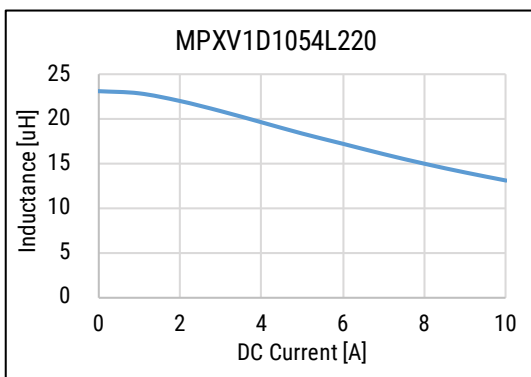
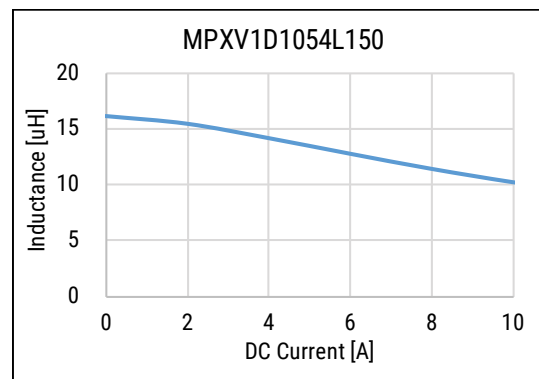
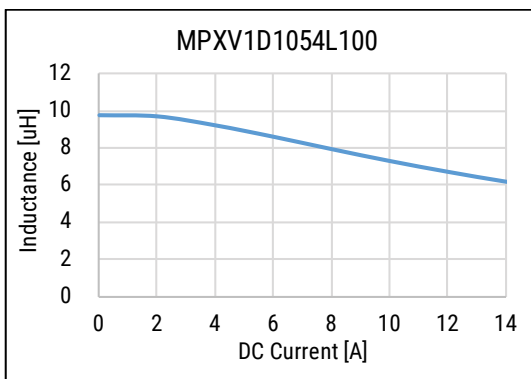
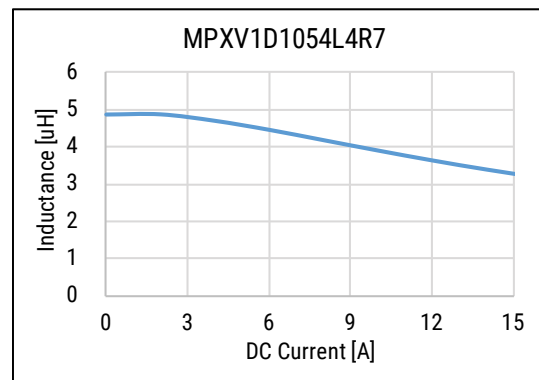
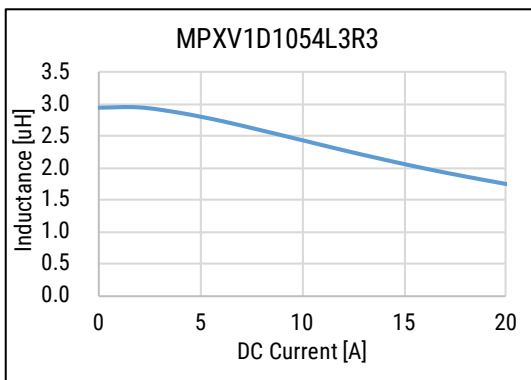
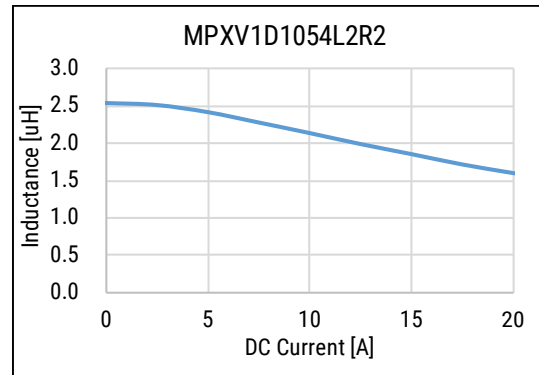
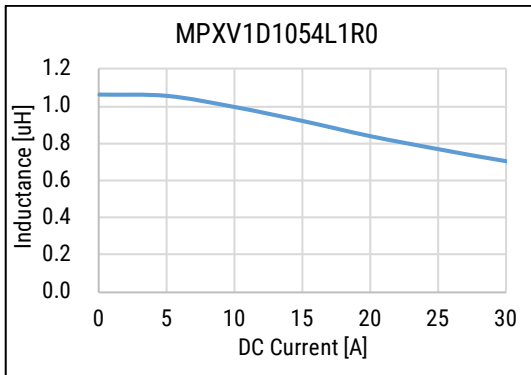
## DC-Superposed Characteristics cont.



## DC-Superposed Characteristics cont.

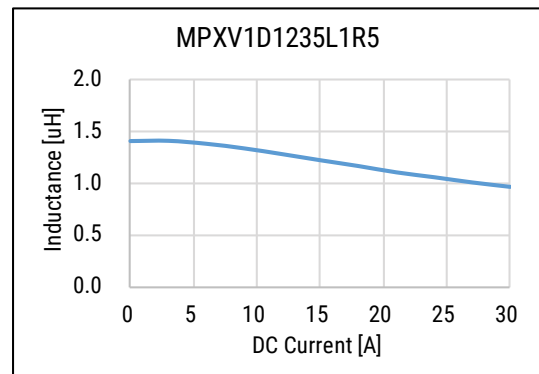
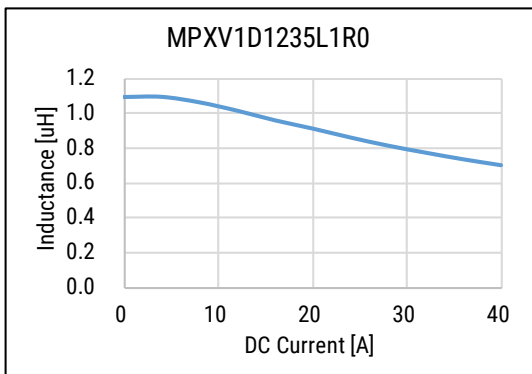
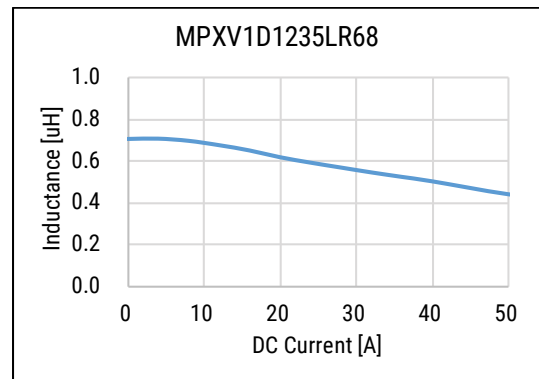
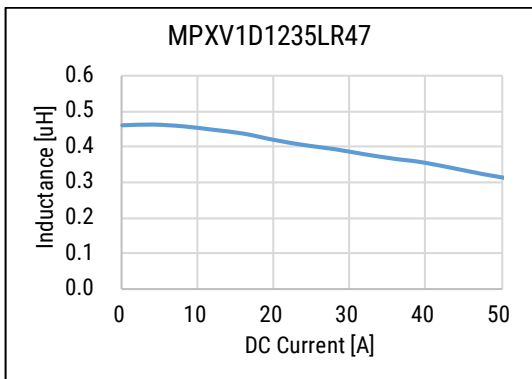
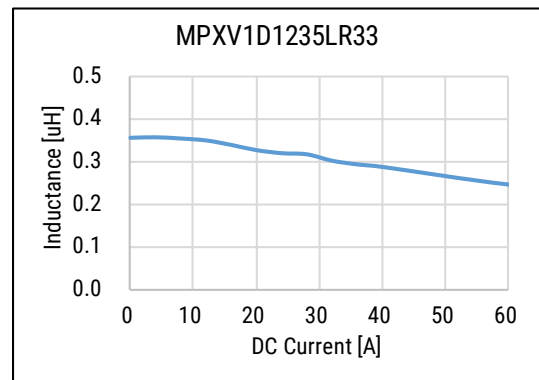
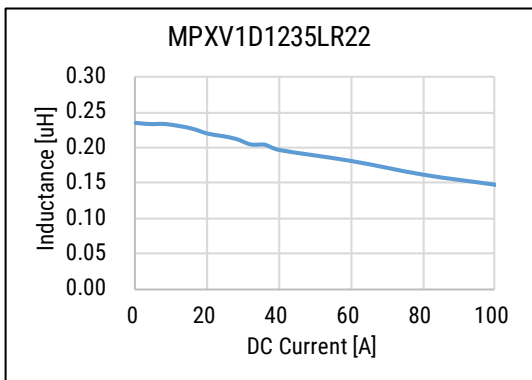
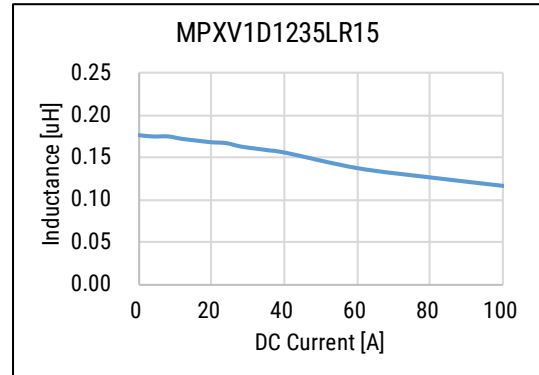
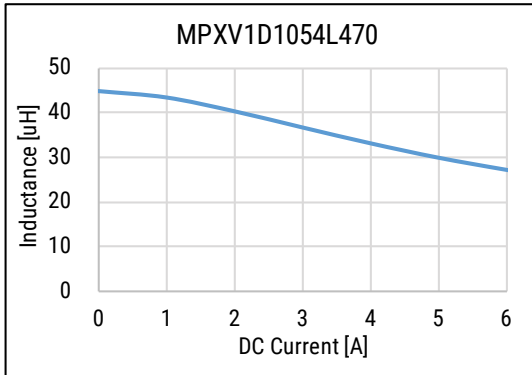


## DC-Superposed Characteristics cont.

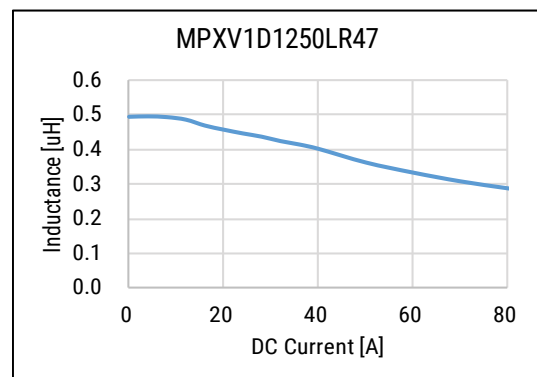
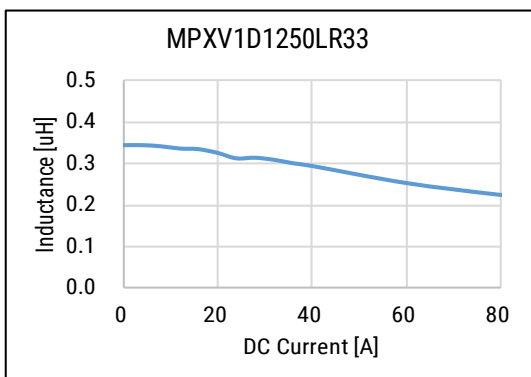
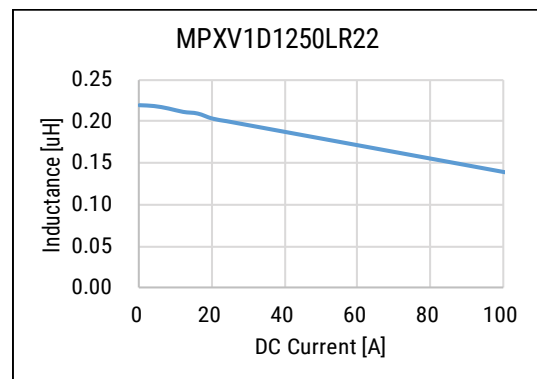
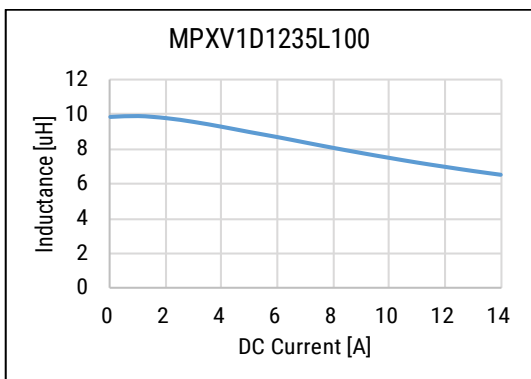
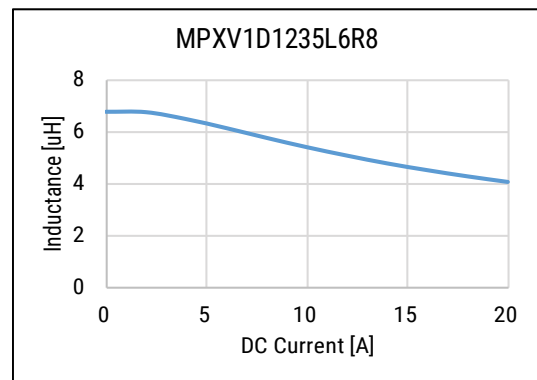
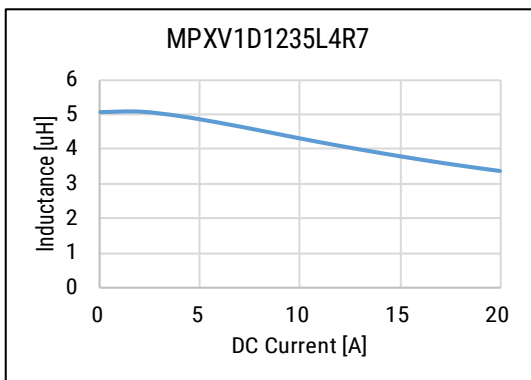
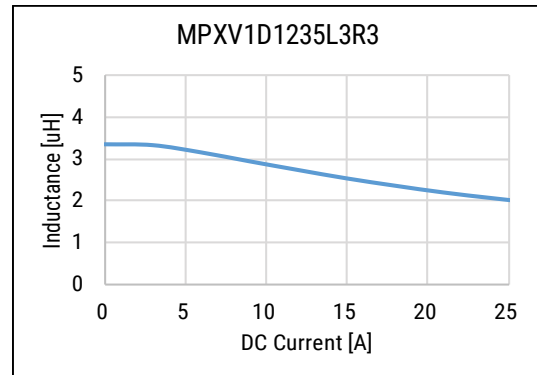
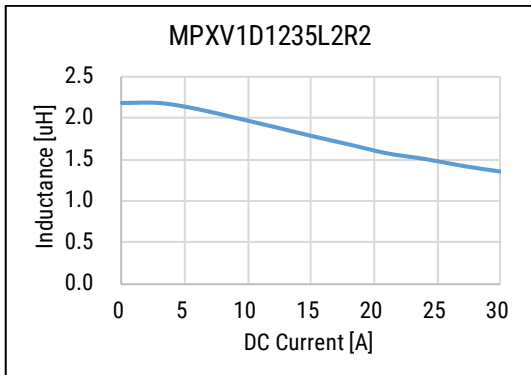




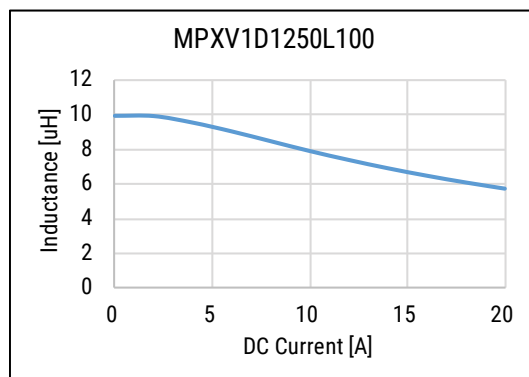
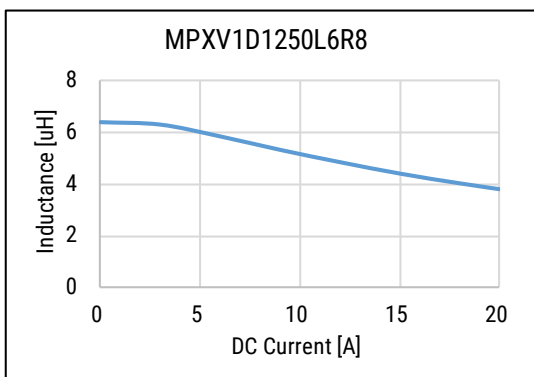
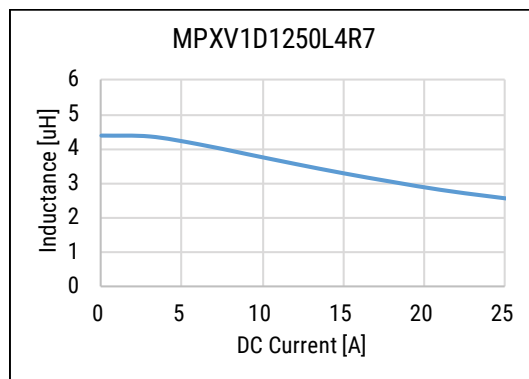
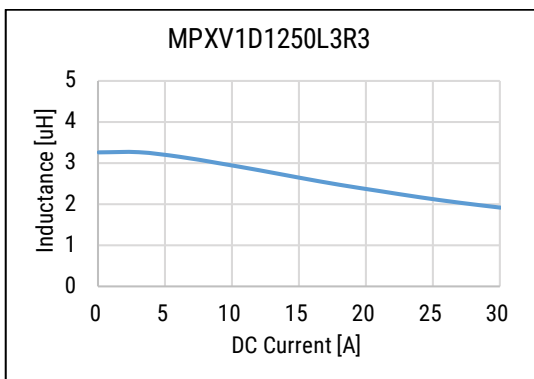
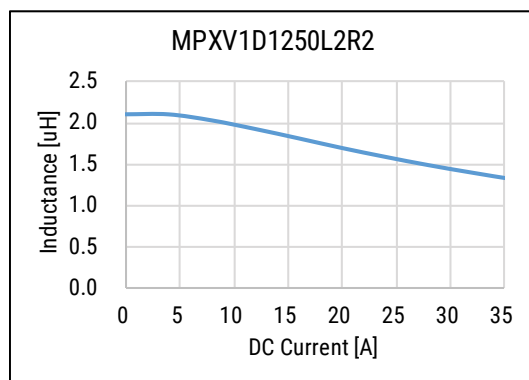
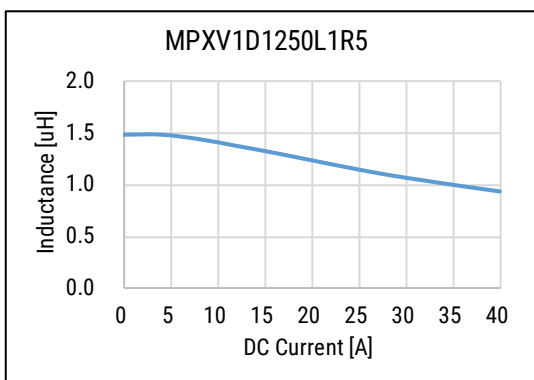
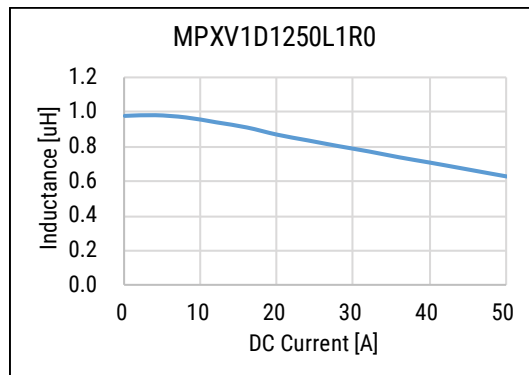
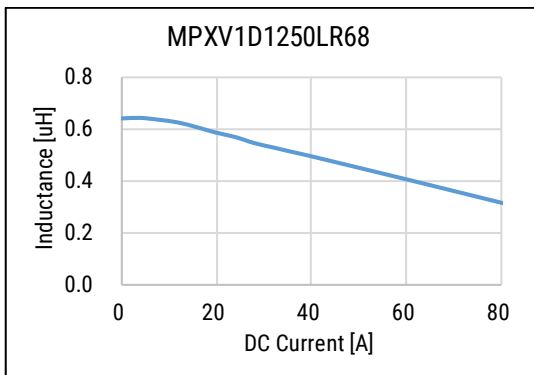
## DC-Superposed Characteristics cont.



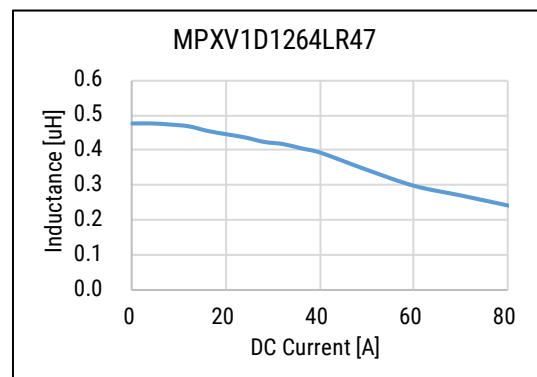
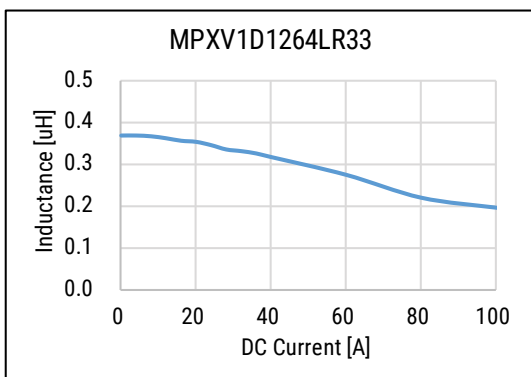
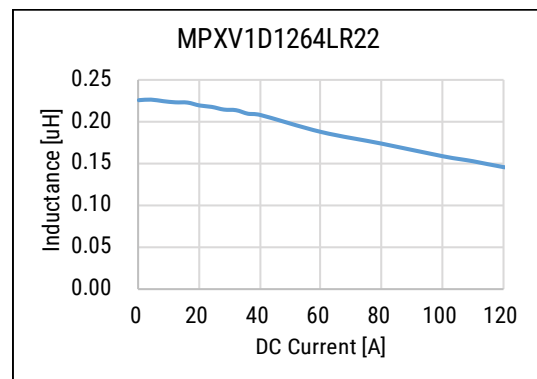
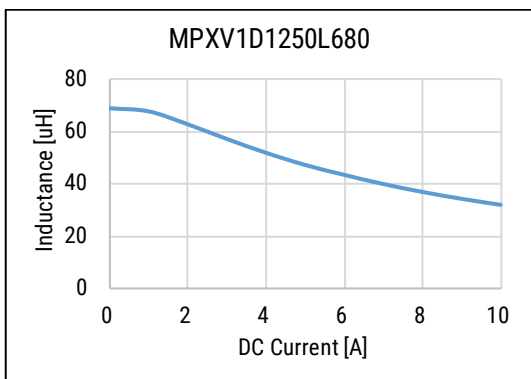
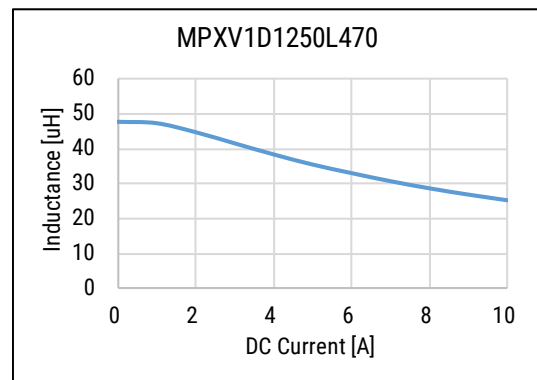
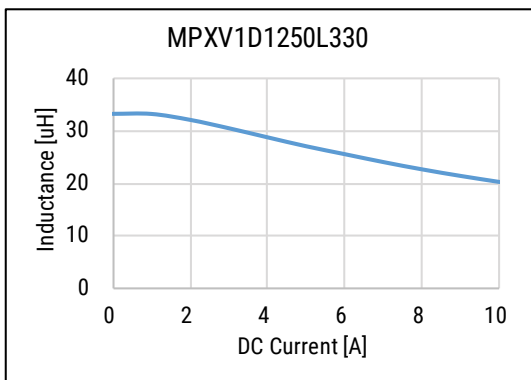
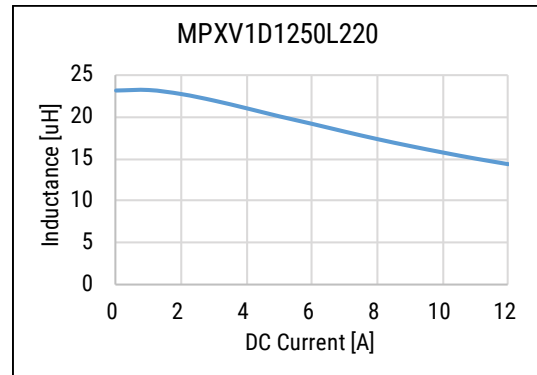
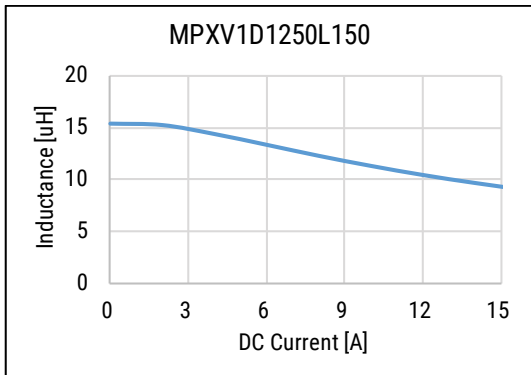
## DC-Superposed Characteristics cont.



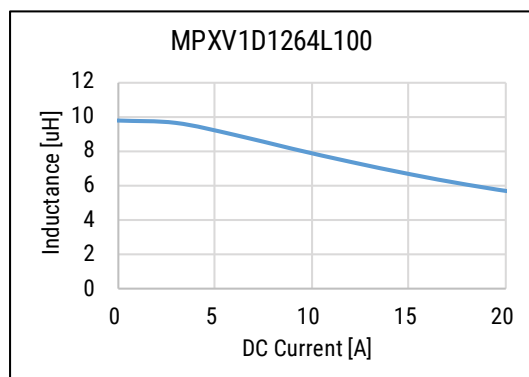
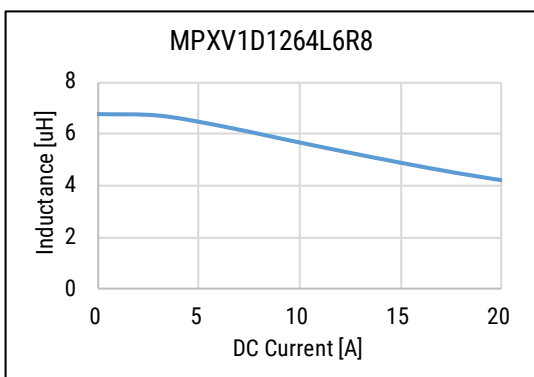
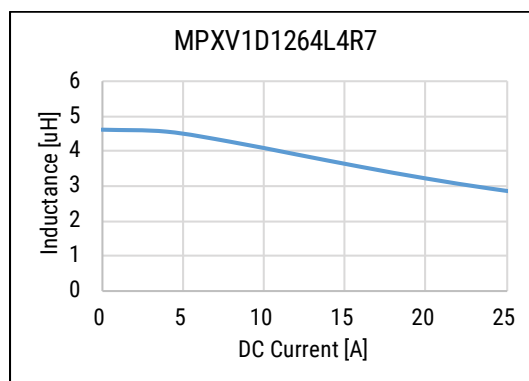
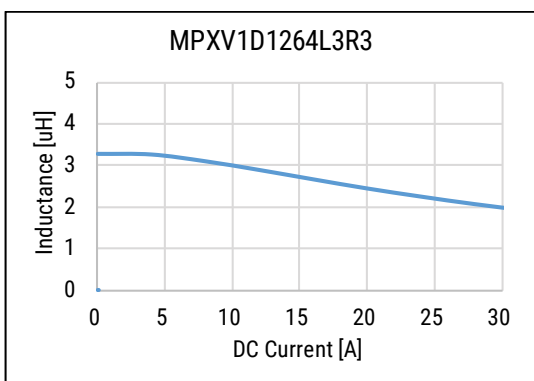
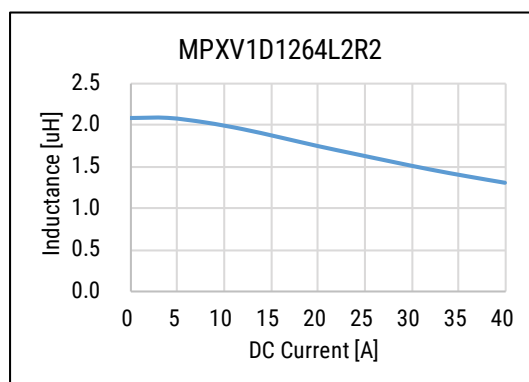
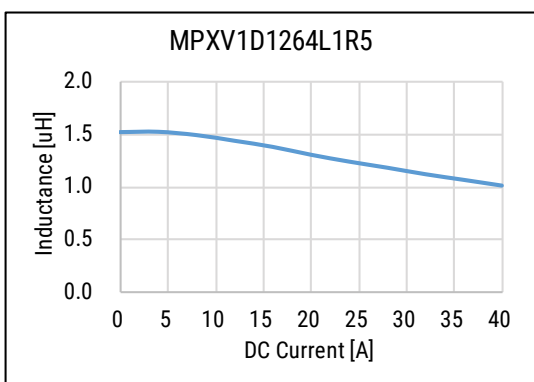
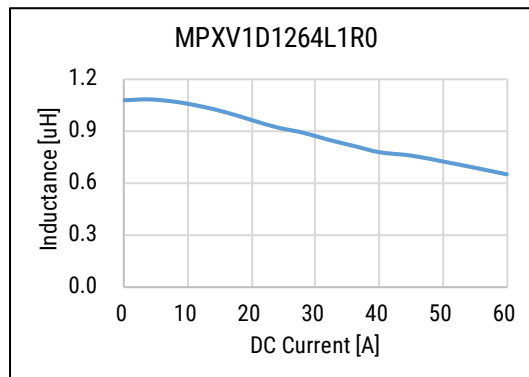
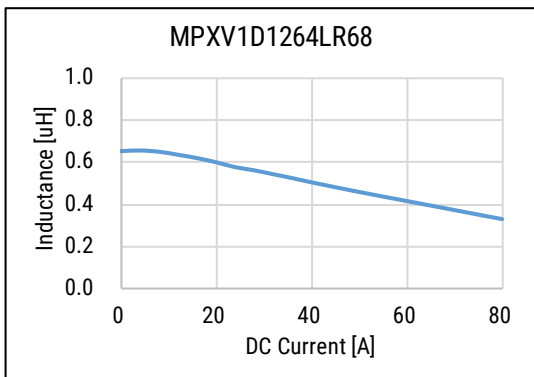
## DC-Superposed Characteristics cont.



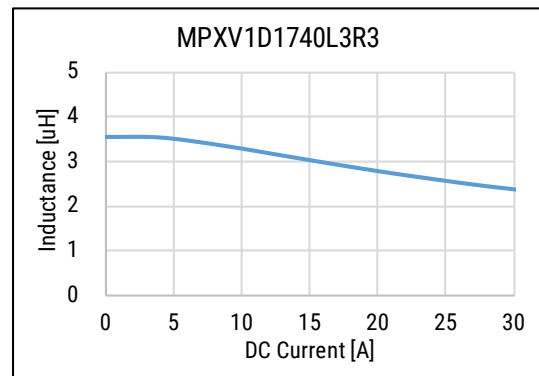
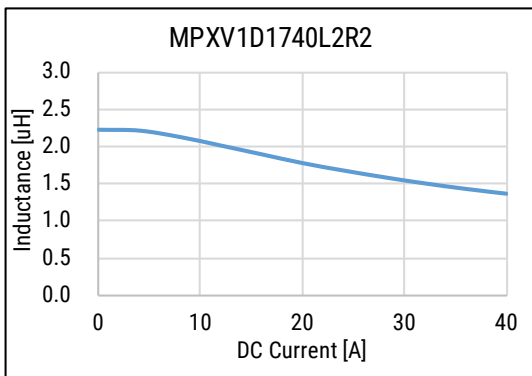
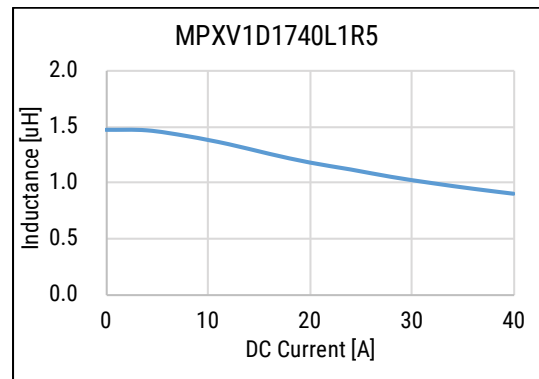
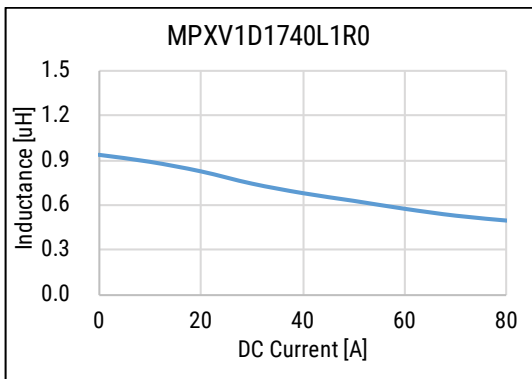
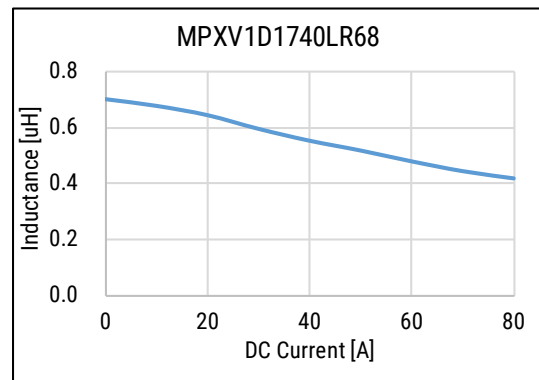
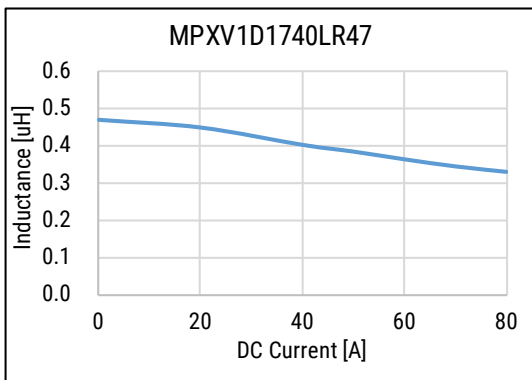
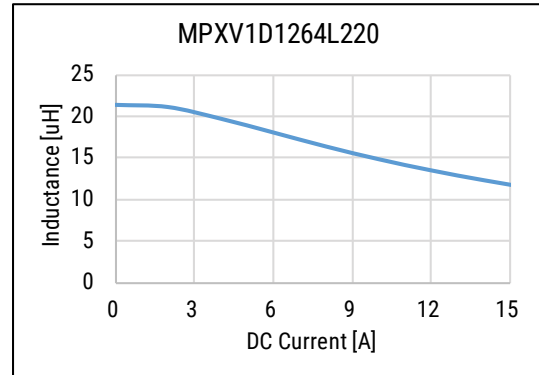
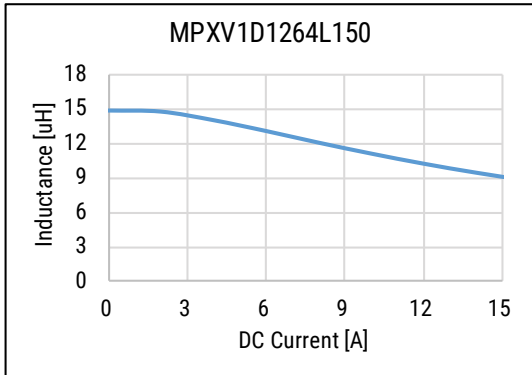
## DC-Superposed Characteristics cont.



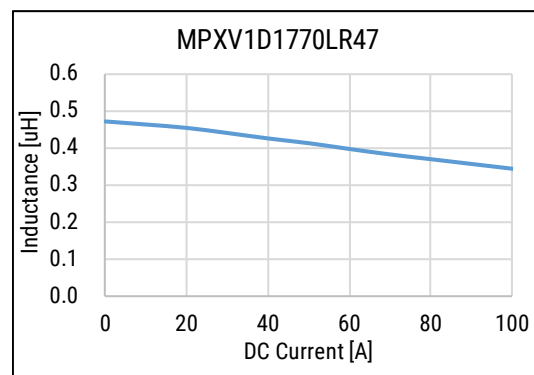
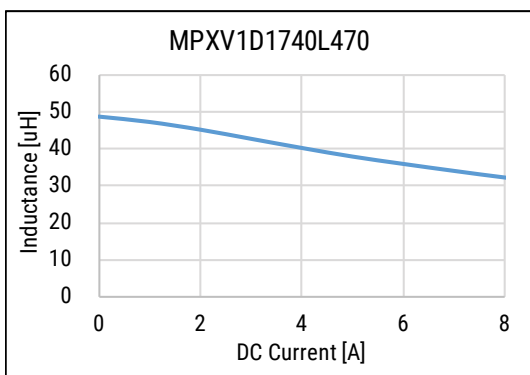
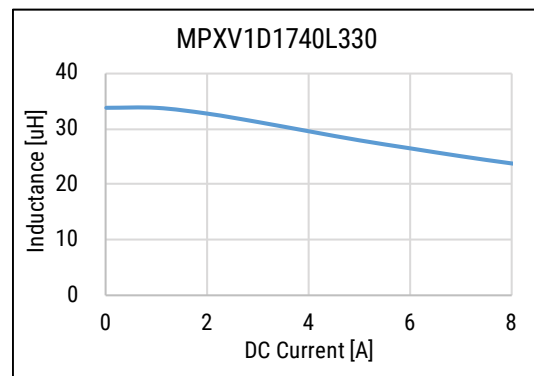
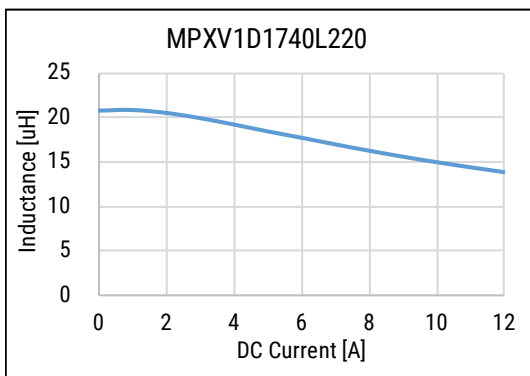
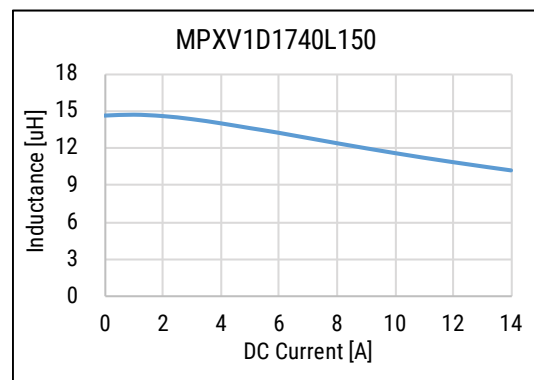
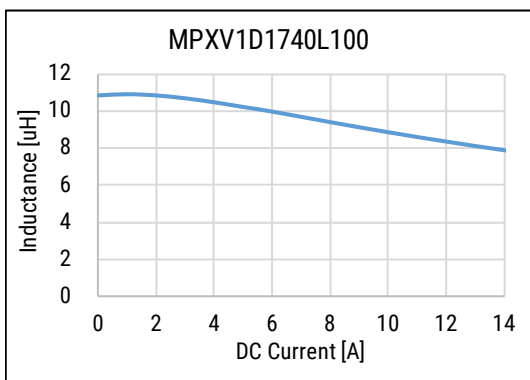
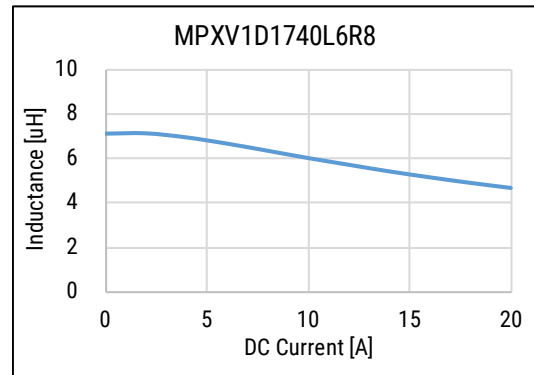
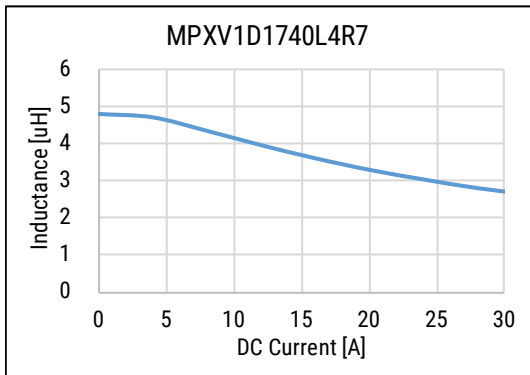
## DC-Superposed Characteristics cont.



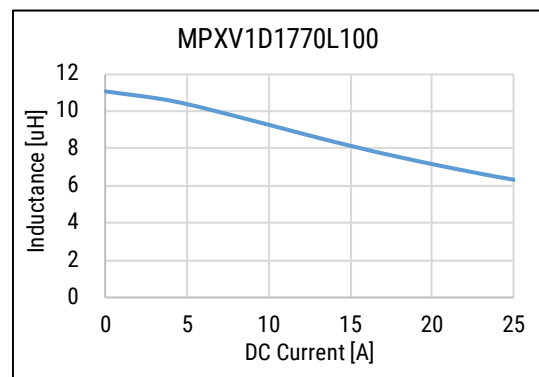
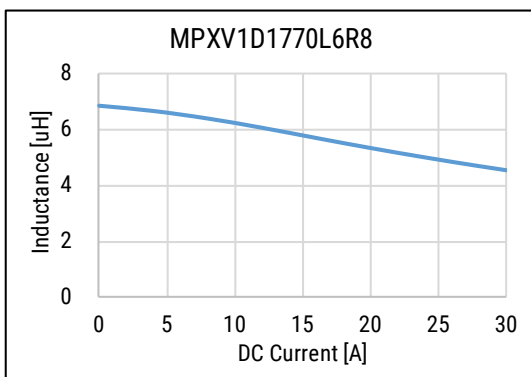
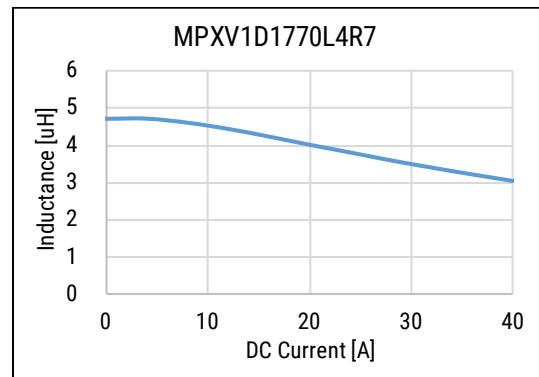
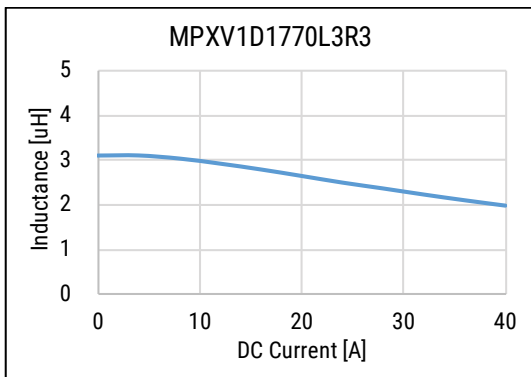
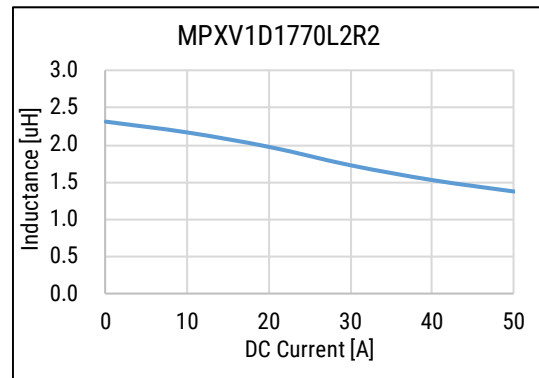
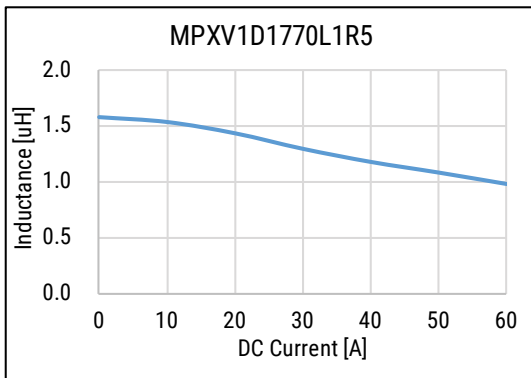
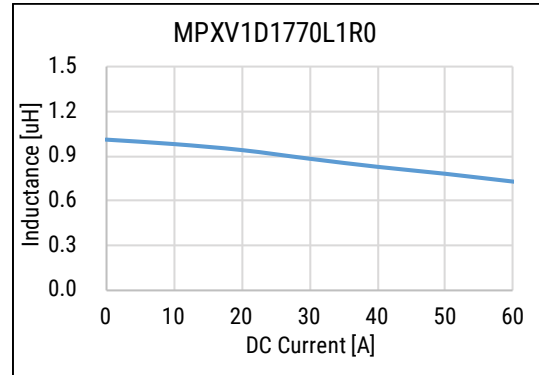
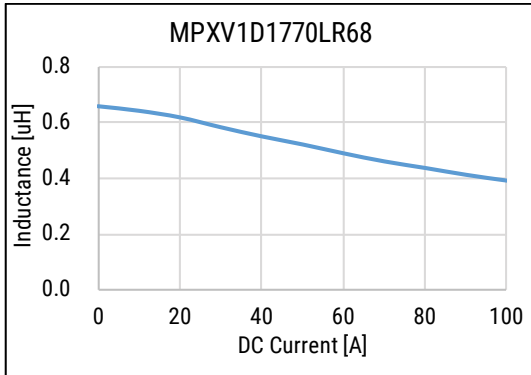
## DC-Superposed Characteristics cont.



## DC-Superposed Characteristics cont.

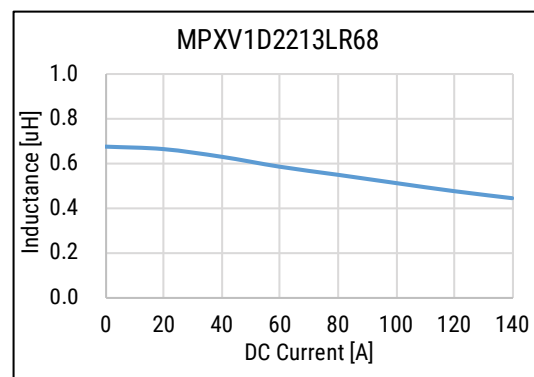
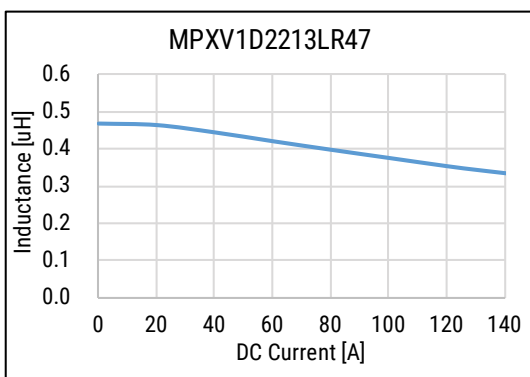
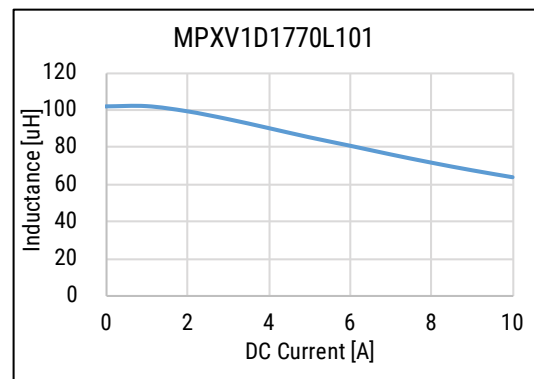
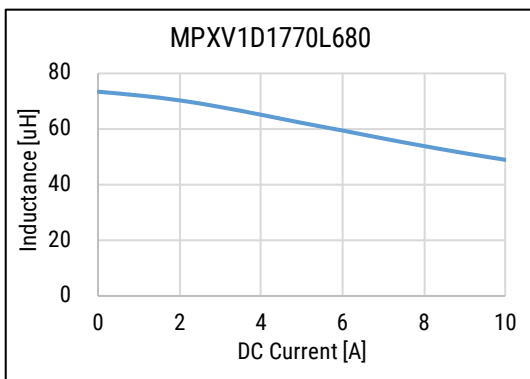
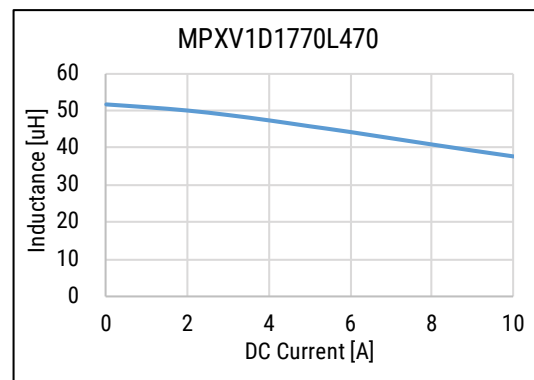
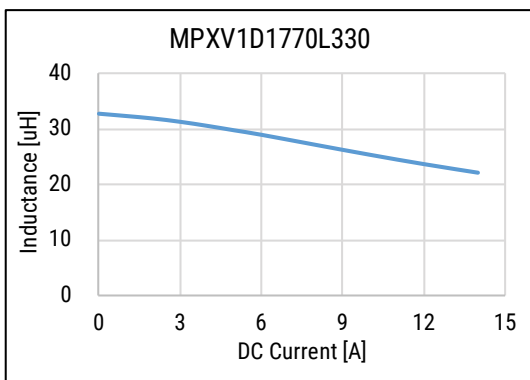
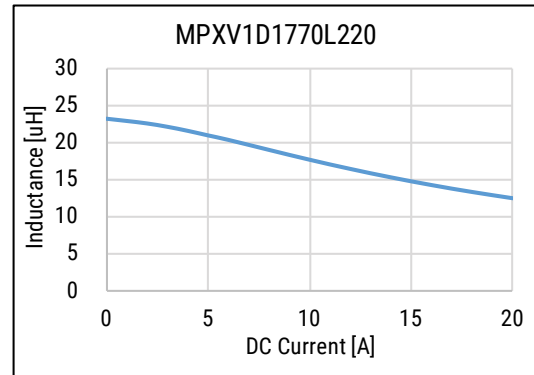
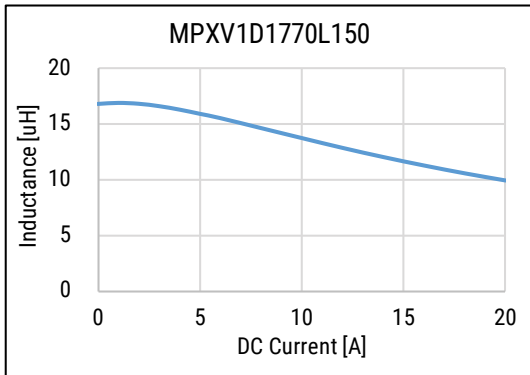


## DC-Superposed Characteristics cont.

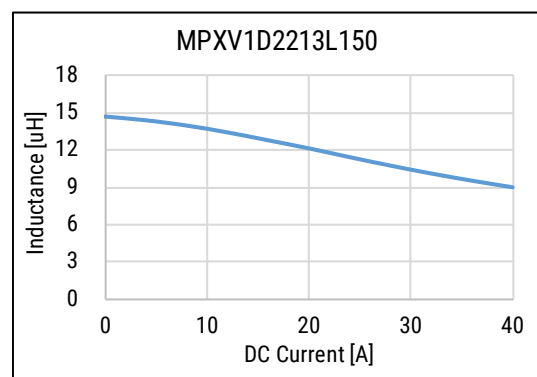
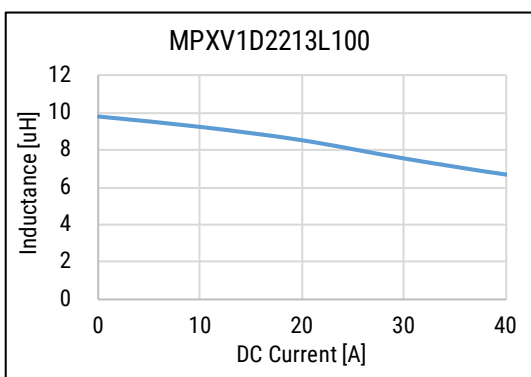
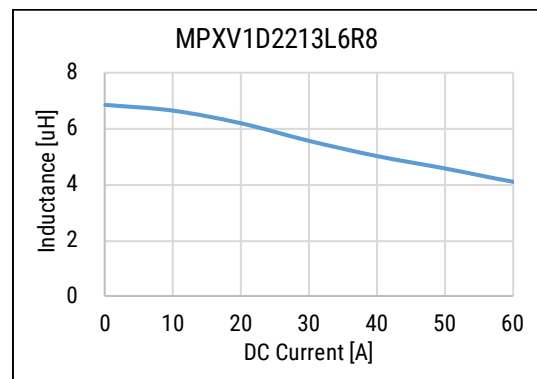
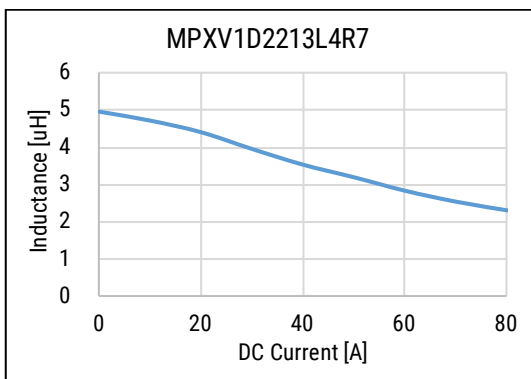
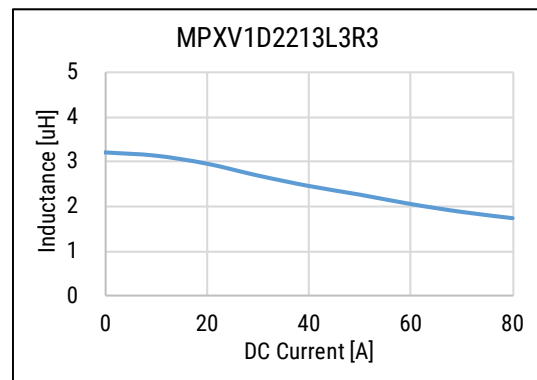
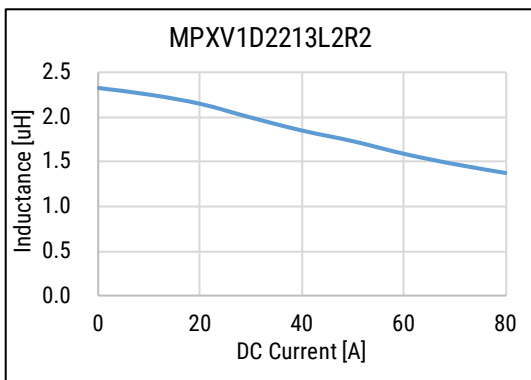
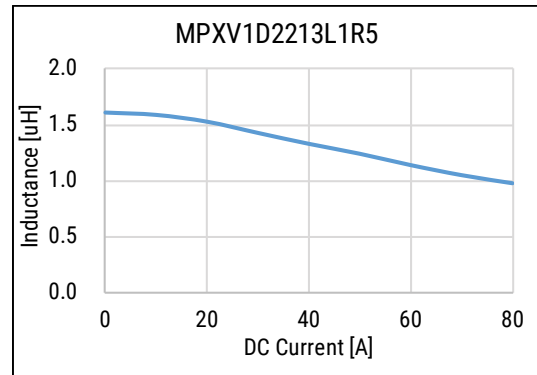
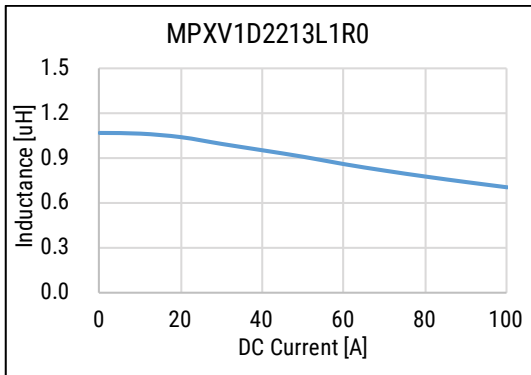




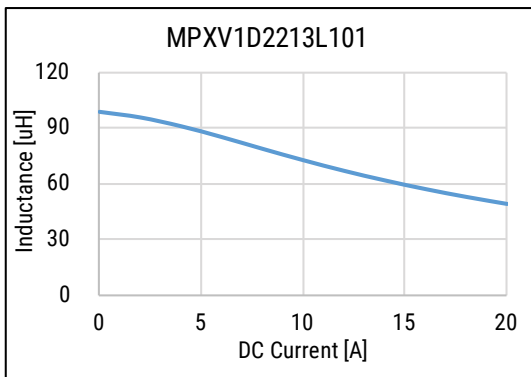
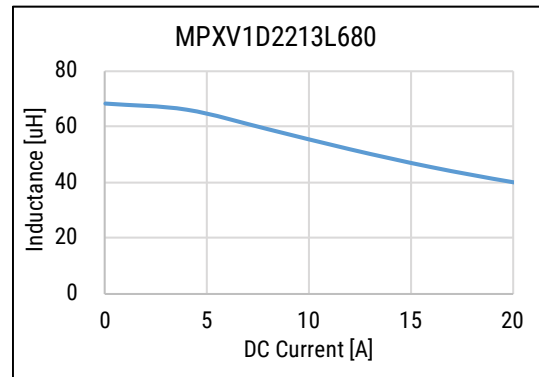
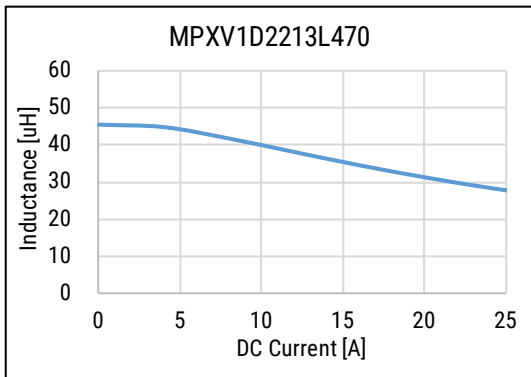
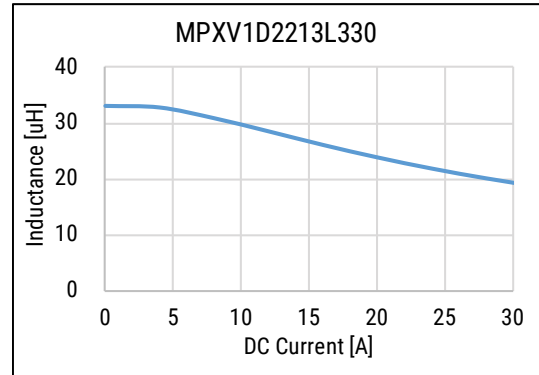
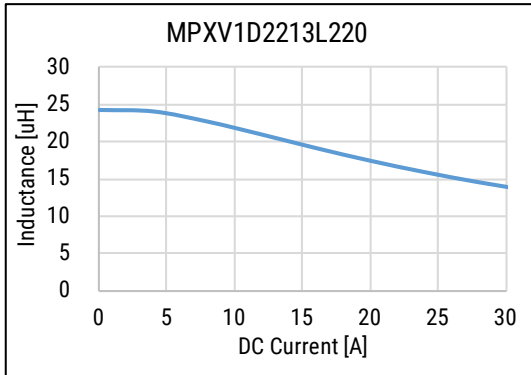
## DC-Superposed Characteristics cont.



## DC-Superposed Characteristics cont.



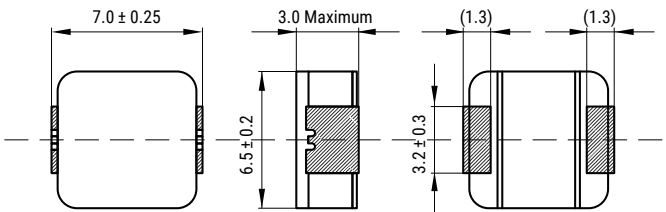
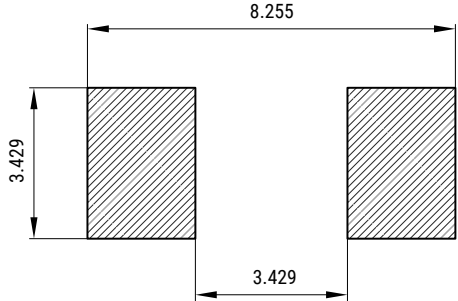
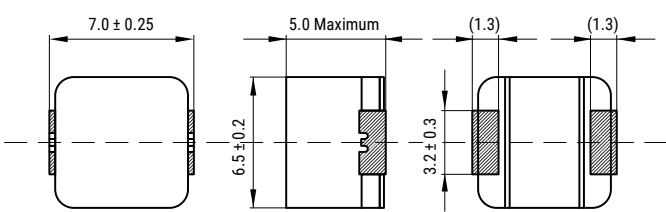
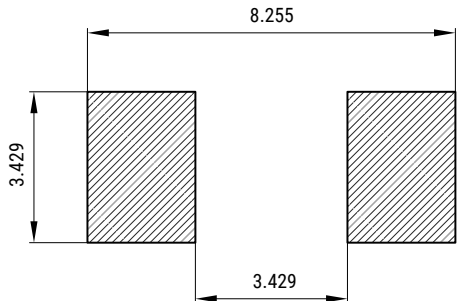
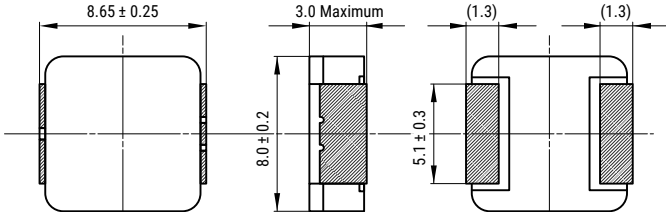
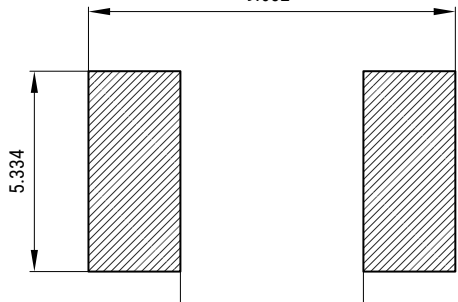
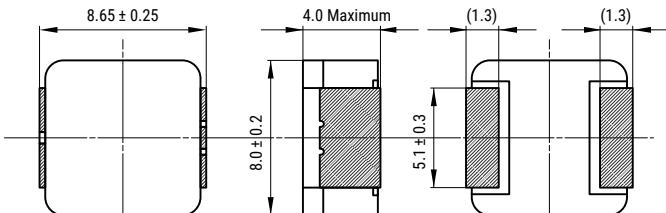
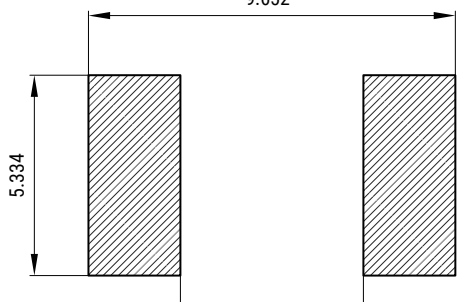
## DC-Superposed Characteristics cont.



## Dimensions

Case Size	Dimensions (mm)	Land Pattern (mm)
MPXV1D0520		
MPXV1D0530		
MPXV1D0618		
MPXV1D0624		

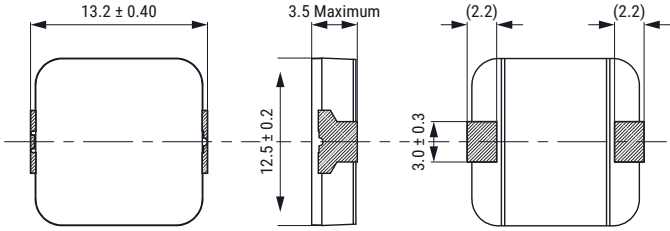
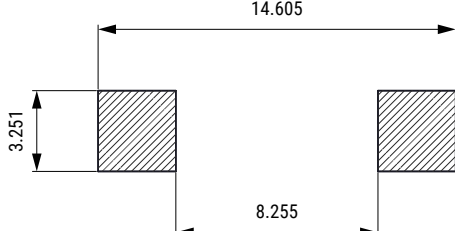
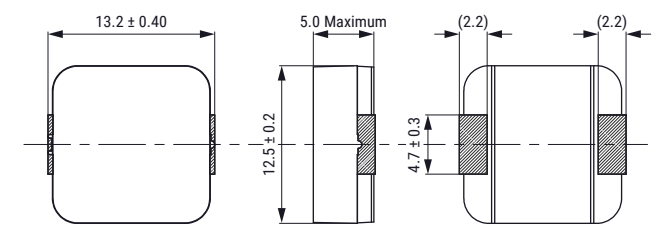
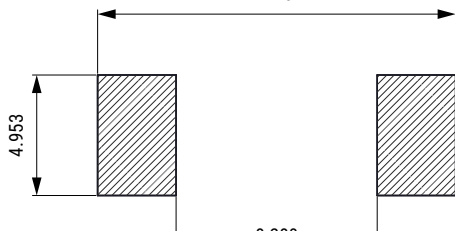
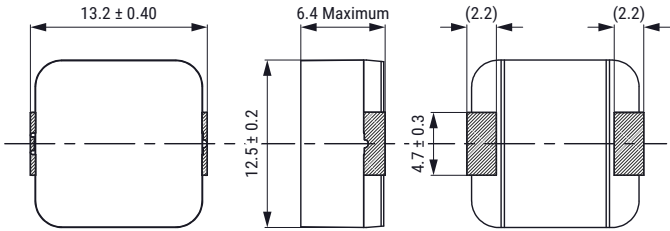
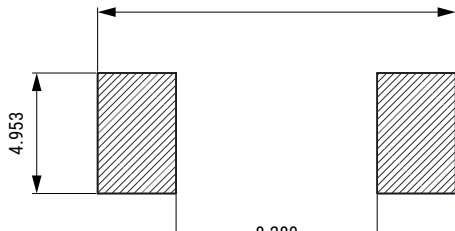
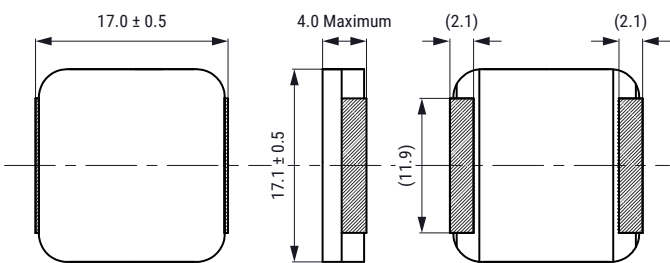
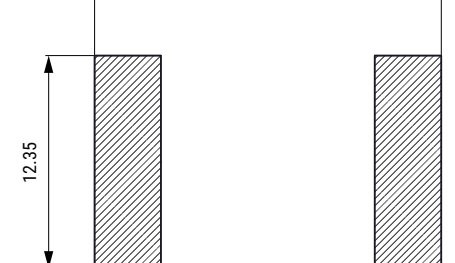
**Dimensions cont.**

Case Size	Dimensions (mm)	Land Pattern (mm)
MPXV1D0630		
MPXV1D0650		
MPXV1D0830		
MPXV1D0840		

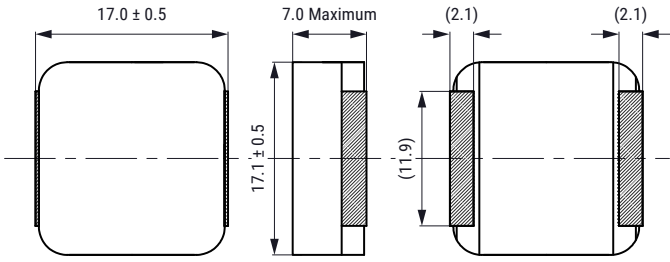
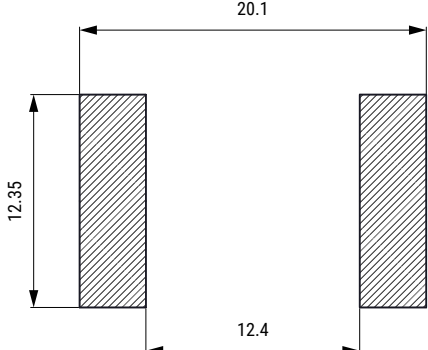
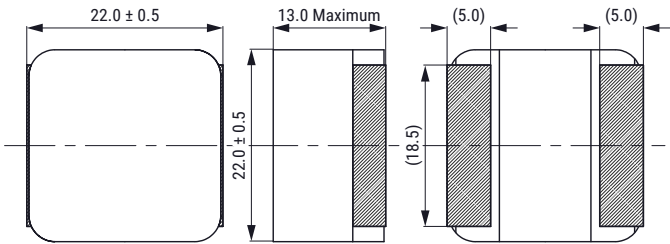
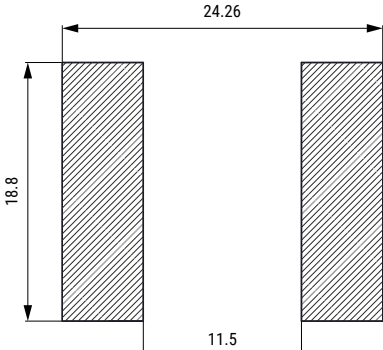
**Dimensions cont.**

Case Size	Dimensions (mm)	Land Pattern (mm)
<p>MPXV1D1040 For values up to 1.5 <math>\mu</math>H or below</p>		
<p>MPXV1D1040 For values from 2.2 <math>\mu</math>H or above</p>		
<p>MPXV1D1054</p>		
<p>MPXV1D1235 For values up to 0.47 <math>\mu</math>H or below</p>		

**Dimensions cont.**


Case Size	Dimensions (mm)	Land Pattern (mm)
MPXV1D1235 For values from 0.68 $\mu$ H or above		
MPXV1D1250		
MPXV1D1264		
MPXV1D1740		

**Dimensions cont.**

Case Size	Dimensions (mm)	Land Pattern (mm)
MPXV1D1770	 <p>Technical drawings for MPXV1D1770 showing top, side, and end views with dimensions: 17.0 ± 0.5, 7.0 Maximum, 17.1 ± 0.5, (11.9), (2.1), and (2.1).</p>	 <p>Land pattern diagram for MPXV1D1770 showing dimensions: 20.1, 12.35, and 12.4.</p>
MPXV1D2213	 <p>Technical drawings for MPXV1D2213 showing top, side, and end views with dimensions: 22.0 ± 0.5, 13.0 Maximum, 22.0 ± 0.5, (18.5), (5.0), and (5.0).</p>	 <p>Land pattern diagram for MPXV1D2213 showing dimensions: 24.26, 18.8, and 11.5.</p>

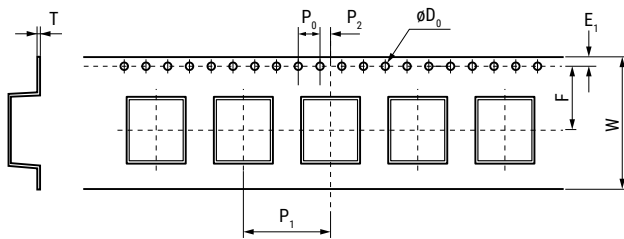


## Construction



## Taping Specification

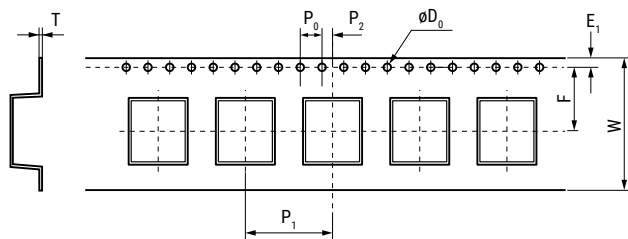
### Dimensions of Indented Square Hole Plastic Tape



Case Size	Reel Quantity		Dimensions (mm)								
			W	F	E	P <sub>1</sub>	P <sub>2</sub>	P <sub>0</sub>	øD <sub>0</sub>	T	
MPXV1D0520	3,500	Tolerance	±0.30	±0.10	±0.10	±0.10	±0.10	±0.10	±0.10	±0.10	±0.05
		Nominal	12.00	5.50	1.75	8.00	2.00	4.00	1.50	0.40	
MPXV1D0530	2,500	Tolerance	±0.30	±0.10	±0.10	±0.10	±0.10	±0.10	±0.10	±0.10	±0.05
		Nominal	12.00	5.50	1.75	8.00	2.00	4.00	1.50	0.40	
MPXV1D0618	2,500	Tolerance	±0.30	±0.10	±0.10	±0.10	±0.10	±0.10	±0.10	±0.10	±0.05
		Nominal	16.00	7.50	1.75	12.00	2.00	4.00	1.50	0.40	
MPXV1D0624	1,500	Tolerance	±0.30	±0.10	±0.10	±0.10	±0.10	±0.10	±0.10	±0.10	±0.05
		Nominal	16.00	7.50	1.75	12.00	2.00	4.00	1.55	0.40	
MPXV1D0630	1,500	Tolerance	±0.30	±0.10	±0.10	±0.10	±0.10	±0.10	±0.10	±0.10	±0.05
		Nominal	16.00	7.50	1.75	12.00	2.00	4.00	1.55	0.40	
MPXV1D0650	1,000	Tolerance	±0.30	±0.10	±0.10	±0.10	±0.10	±0.10	±0.10	±0.05	±0.05
		Nominal	16.00	7.50	1.75	12.00	2.00	4.00	1.55	0.40	
MPXV1D0830	1,500	Tolerance	±0.30	±0.10	±0.10	±0.10	±0.10	±0.10	±0.10	±0.05	±0.05
		Nominal	16.00	7.50	1.75	12.00	2.00	4.00	1.55	0.40	
MPXV1D0840	1,000	Tolerance	±0.30	±0.10	±0.10	±0.10	±0.10	±0.10	±0.10	±0.05	±0.05
		Nominal	16.00	7.50	1.75	12.00	2.00	4.00	1.50	0.40	

## Taping Specification cont.

### Dimensions of Indented Square Hole Plastic Tape

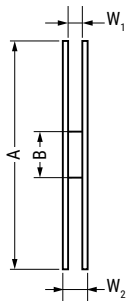
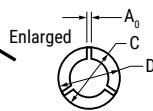
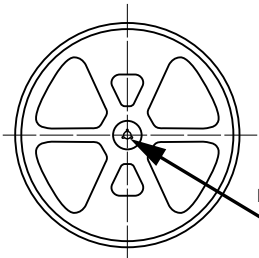
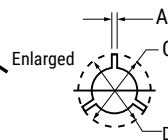
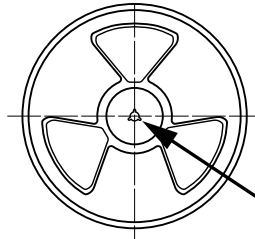


Case Size	Reel Quantity		Dimensions (mm)								
			W	F	E	P <sub>1</sub>	P <sub>2</sub>	P <sub>0</sub>	øD <sub>0</sub>	T	
MPXV1D1040	500	Tolerance	±0.3	±0.1	±0.1	±0.1	±0.1	±0.1	±0.1	±0.05	±0.05
		Nominal	24.0	11.5	1.75	16.0	2.0	4.0	1.55	0.4	
MPXV1D1054	500	Tolerance	±0.3	±0.1	±0.1	±0.1	±0.1	±0.1	±0.1	±0.05	±0.05
		Nominal	24.0	11.5	1.75	16.0	2.0	4.0	1.55	0.4	
MPXV1D1235	500	Tolerance	±0.3	±0.1	±0.1	±0.1	±0.1	±0.1	±0.1	±0.05	±0.05
		Nominal	24.0	11.5	1.75	24.0	2.0	4.0	1.55	0.4	
MPXV1D1250	250	Tolerance	±0.3	±0.1	±0.1	±0.1	±0.1	±0.1	±0.1	±0.05	±0.05
		Nominal	24.0	11.5	1.75	24.0	2.0	4.0	1.55	0.4	
MPXV1D1264	250	Tolerance	±0.3	±0.1	±0.1	±0.1	±0.1	±0.1	±0.1	±0.05	±0.05
		Nominal	24.0	11.5	1.75	24.0	2.0	4.0	1.55	0.4	
MPXV1D1740	100	Tolerance	±0.3	±0.1	±0.1	±0.1	±0.1	±0.1	±0.1	±0.1	±0.05
		Nominal	32.0	14.2	1.75	24.0	2.0	4.0	1.50	0.5	
MPXV1D1770	100	Tolerance	±0.3	±0.1	±0.1	±0.1	±0.1	±0.1	±0.1	±0.1	±0.05
		Nominal	32.0	14.2	1.75	24.0	2.0	4.0	1.50	0.5	
MPXV1D2213	50	Tolerance	±0.3	±0.1	±0.1	±0.1	±0.1	±0.1	±0.1	±0.1	±0.05
		Nominal	44.0	20.2	1.75	32.0	2.0	4.0	1.50	0.5	

## Reel Specifications

### Reel Dimensions

MPXV1D05XX

MPXV1D06XX, MPXV1D08XX, MPXV1D10XX,  
MPXV1D12XX, MPXV1D17XX, MPXV1D22XX

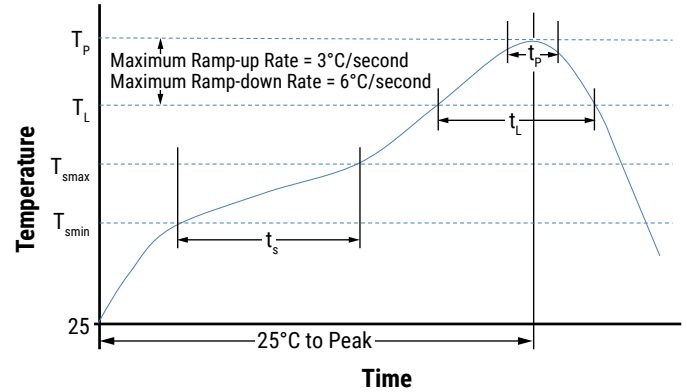
Case Size		Dimensions (mm)						
		A	B	C	D	A <sub>0</sub>	W <sub>1</sub>	W <sub>2</sub>
MPXV1D0520	Tolerance	±2.0	±2.0	±0.2	±0.8	±0.5		
	Nominal	ø330	ø80	ø13.0	ø21.0	2.0	13.5	17.5
MPXV1D0530	Tolerance	±2.0	±2.0	±0.2	±0.8	±0.5		
	Nominal	ø330	ø80	ø13.0	ø21.0	2.0	13.5	17.5
MPXV1D0618	Tolerance	±2.0	±2.0	±0.2	±0.8	±0.5		
	Nominal	ø330	ø100	ø13.2	ø21.5	2.5	16.9	21.3
MPXV1D0624	Tolerance	±2.0	±2.0	±0.2	±0.8	±0.5		
	Nominal	ø330	ø100	ø13.2	ø21.5	2.5	16.9	21.3
MPXV1D0630	Tolerance	±2.0	±2.0	±0.2	±0.8	±0.5		
	Nominal	ø330	ø100	ø13.2	ø21.5	2.5	16.9	21.3
MPXV1D0650	Tolerance	±2.0	±2.0	±0.2	±0.8	±0.5		
	Nominal	ø330	ø100	ø13.2	ø21.5	2.5	16.9	21.3
MPXV1D0830	Tolerance	±2.0	±2.0	±0.2	±0.8	±0.5		
	Nominal	ø330	ø100	ø13.2	ø21.5	2.5	16.9	21.3
MPXV1D0840	Tolerance	±2.0	±2.0	±0.2	±0.8	±0.5		
	Nominal	ø330	ø100	ø13.2	ø21.5	2.5	16.9	21.3
MPXV1D1040	Tolerance	±3.0	±2.0	±0.5	±0.8	±0.5		
	Nominal	ø330	ø100	ø13.0	ø21.5	2.6	25.0	29.4
MPXV1D1054	Tolerance	±3.0	±2.0	±0.5	±0.8	±0.5		
	Nominal	ø330	ø100	ø13.0	ø21.5	2.6	25.0	29.4
MPXV1D1235	Tolerance	±3.0	±2.0	±0.5	±0.8	±0.5		
	Nominal	ø330	ø100	ø13.0	ø21.5	2.6	25.0	29.4
MPXV1D1250	Tolerance	±3.0	±2.0	±0.5	±0.8	±0.5		
	Nominal	ø330	ø100	ø13.0	ø21.5	2.6	25.0	29.4
MPXV1D1264	Tolerance	±3.0	±2.0	±0.5	±0.8	±0.5		
	Nominal	ø330	ø100	ø13.0	ø21.5	2.6	25.0	29.4
MPXV1D1740	Tolerance	±3.0	±2.0	±0.2	±0.8	±0.5		
	Nominal	ø330	ø100	ø13.0	ø21.0	2.0	32.4	38.4
MPXV1D1770	Tolerance	±3.0	±2.0	±0.2	±0.8	±0.5		
	Nominal	ø330	ø100	ø13.0	ø21.0	2.0	32.4	38.4
MPXV1D2213	Tolerance	±3.0	±2.0	±0.2	±0.8	±0.5		
	Nominal	ø330	ø100	ø13.0	ø21.0	2.0	44.4	50.4

## Soldering Process

### Recommended Reflow Soldering Profile

Reference ICP/JEDEC J-STD-020E

Profile Feature	Pb-Free Assembly
<b>Preheat/Soak</b>	
Temperature Minimum ( $T_{smin}$ )	150°C
Temperature Maximum ( $T_{smax}$ )	200°C
Time ( $t_s$ ) from $T_{smin}$ to $T_{smax}$	60 – 120 seconds
Ramp-Up Rate ( $T_L$ to $T_p$ )	3°C/second maximum
Liquidous Temperature ( $T_L$ )	217°C
Time Above Liquidous ( $t_L$ )	60 – 150 seconds
Peak Temperature ( $T_p$ )	260°C for MPXV1D0520, 0618, 0624 250°C for MPXV1D0530, 0630, 0650, 0830, 0840 245°C for MPXV1D1040, 1054, 1235, 1250, 1264, 1740, 1770, 2213
Time within 5°C of Maximum Peak Temperature ( $t_p$ )	30 seconds maximum
Ramp-Down Rate ( $T_p$ to $T_L$ )	6°C/second maximum
Time 25°C to Peak Temperature	8 minutes maximum



Алматы (7273)495-231  
Ангарск (3955)60-70-56  
Архангельск (8182)63-90-72  
Астрахань (8512)99-46-04  
Барнаул (3852)73-04-60  
Белгород (4722)40-23-64  
Благовещенск (4162)22-76-07  
Брянск (4832)59-03-52  
Владивосток (423)249-28-31  
Владикавказ (8672)28-90-48  
Владимир (4922)49-43-18  
Волгоград (844)278-03-48  
Вологда (8172)26-41-59  
Воронеж (473)204-51-73  
Екатеринбург (343)384-55-89

Россия +7(495)268-04-70

Иваново (4932)77-34-06  
Ижевск (3412)26-03-58  
Иркутск (395)279-98-46  
Казань (843)206-01-48  
Калининград (4012)72-03-81  
Калуга (4842)92-23-67  
Кемерово (3842)65-04-62  
Киров (8332)68-02-04  
Коломна (4966)23-41-49  
Кострома (4942)77-07-48  
Краснодар (861)203-40-90  
Красноярск (391)204-63-61  
Курск (4712)77-13-04  
Курган (3522)50-90-47  
Липецк (4742)52-20-81

Казахстан +7(7172)727-132

Магнитогорск (3519)55-03-13  
Москва (495)268-04-70  
Мурманск (8152)59-64-93  
Набережные Челны (8552)20-53-41  
Нижний Новгород (831)429-08-12  
Новокузнецк (3843)20-46-81  
Ноябрьск (3496)41-32-12  
Новосибирск (383)227-86-73  
Омск (3812)21-46-40  
Орел (4862)44-53-42  
Оренбург (3532)37-68-04  
Пенза (8412)22-31-16  
Петрозаводск (8142)55-98-37  
Псков (8112)59-10-37  
Пермь (342)205-81-47

Киргизия +996(312)96-26-47

Ростов-на-Дону (863)308-18-15  
Рязань (4912)46-61-64  
Самара (846)206-03-16  
Саранск (8342)22-96-24  
Санкт-Петербург (812)309-46-40  
Саратов (845)249-38-78  
Севастополь (8692)22-31-93  
Симферополь (3652)67-13-56  
Смоленск (4812)29-41-54  
Сочи (862)225-72-31  
Ставрополь (8652)20-65-13  
Сургут (3462)77-98-35  
Сыктывкар (8212)25-95-17  
Тамбов (4752)50-40-97  
Тверь (4822)63-31-35

Тольятти (8482)63-91-07  
Томск (3822)98-41-53  
Тула (4872)33-79-87  
Тюмень (3452)66-21-18  
Ульяновск (8422)24-23-59  
Улан-Удэ (3012)59-97-51  
Уфа (347)229-48-12  
Хабаровск (4212)92-98-04  
Чебоксары (8352)28-53-07  
Челябинск (351)202-03-61  
Череповец (8202)49-02-64  
Чита (3022)38-34-83  
Якутск (4112)23-90-97  
Ярославль (4852)69-52-93