

Overview

The TRS Thermal Reed Switch is a highly reliable, precise temperature-sensitive switch ideal for energy conservation. The screw mounting package of TRS-P makes it easy to set up in the application, by just screwing it in the device that needs temperature detection or overheat monitoring.

Its unique proprietary design features a magnet and a temperature-sensing soft ferromagnetic substance called Thermorite®. The material's magnetic flux density decreases as the temperature increases turning it into a paramagnetic substance at the Curie temperature.

Benefits

- High reliability for on/off operations
- High-speed response
- Long operational life
- Excellent environmental durability
- Extremely simple circuit design with the screw mounting
- Compact, light, and easy to handle
- Dust, explosion and corrosion-proof
- Wide range of operating temperatures available from 80°C to +120°C
- Excellent temperature accuracy of $\pm 3^\circ\text{C}$
- RoHS/REACH compliant

Applications

Typical applications include radiator water detection and overheat detection for industrial and agricultural engines.

TRS-P1 Type



TRS-P2 Type



Алматы (7273)495-231
Ангарск (3955)60-70-56
Архангельск (8182)63-90-72
Астрахань (8512)99-46-04
Барнаул (3852)73-04-60
Белгород (4722)40-23-64
Благовещенск (4162)22-76-07
Брянск (4832)59-03-52
Владивосток (423)249-28-31
Владикавказ (8672)28-90-48
Владимир (4922)49-43-18
Волгоград (844)278-03-48
Вологда (8172)26-41-59
Воронеж (473)204-51-73
Екатеринбург (343)384-55-89

Россия +7(495)268-04-70

Иваново (4932)77-34-06
Ижевск (3412)26-03-58
Иркутск (395)279-98-46
Казань (843)206-01-48
Калининград (4012)72-03-81
Калуга (4842)92-23-67
Кемерово (3842)65-04-62
Киров (8332)68-02-04
Коломна (4966)23-41-49
Кострома (4942)77-07-48
Краснодар (861)203-40-90
Красноярск (391)204-63-61
Курск (4712)77-13-04
Курган (3522)50-90-47
Липецк (4742)52-20-81

Казахстан +7(7172)727-132

Магнитогорск (3519)55-03-13
Москва (495)268-04-70
Мурманск (8152)59-64-93
Набережные Челны (8552)20-53-41
Нижний Новгород (831)429-08-12
Новокузнецк (3843)20-46-81
Новосибирск (383)227-86-73
Омск (3812)21-46-40
Орел (4862)44-53-42
Оренбург (3532)37-68-04
Пенза (8412)22-31-16
Петрозаводск (8142)55-98-37
Псков (8112)59-10-37
Пермь (342)205-81-47

Киргизия +996(312)96-26-47

Ростов-на-Дону (863)308-18-15
Рязань (4912)46-61-64
Самара (846)206-03-16
Саранск (8342)22-96-24
Санкт-Петербург (812)309-46-40
Саратов (845)249-38-78
Севастополь (8692)22-31-93
Симферополь (3652)67-13-56
Смоленск (4812)29-41-54
Сочи (862)225-72-31
Ставрополь (8652)20-65-13
Сургут (3462)77-98-35
Сыктывкар (8212)25-95-17
Тамбов (4752)50-40-97
Тверь (4822)63-31-35

Тольятти (8482)63-91-07
Томск (3822)98-41-53
Тула (4872)33-79-87
Тюмень (3452)66-21-18
Ульяновск (8422)24-23-59
Улан-Удэ (3012)59-97-51
Уфа (347)229-48-12
Хабаровск (4212)92-98-04
Чебоксары (8352)28-53-07
Челябинск (351)202-03-61
Череповец (8202)49-02-64
Чита (3022)38-34-83
Якутск (4112)23-90-97
Ярославль (4852)69-52-93

Ordering Information

TRS	1-	80		M	PR	001
Series	Maximum Opening/Closing Power (W)	Operating Temperature (°C)		Contact Type	Shape Classification	Lead Type
TRS	1 = 10 W	80 = 80°C 85 = 85°C 90 = 90°C 95 = 95°C 100 = 100°C	105 = 105°C 110 = 110°C 115 = 115°C 120 = 120°C	B = Break M = Make	PR = P shape PT screw	001 = PT1/8 002 = PT3/8

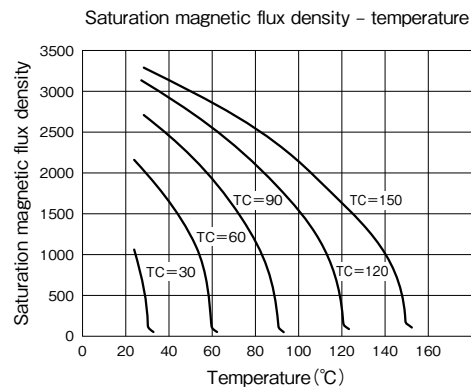
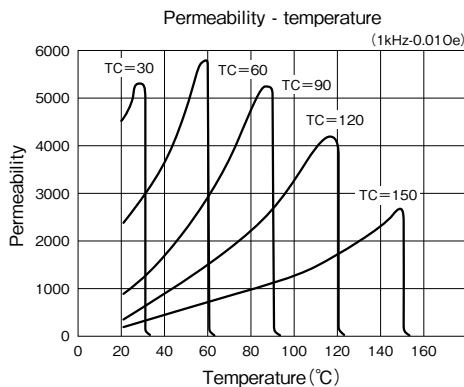
Structures and Principles of Operation

Thermal Reed Switches (TRS) are temperature-sensing switches composed of a magnet and a temperature-sensing soft ferromagnetic substance called Thermorite. This material's saturation magnetic flux density decreases as the temperature increases, and it turns into a paramagnetic substance at its Curie temperature.

Thermorite properties

- Thermorite changes its magnetic property rapidly at its Curie temperature, providing quick response times.
- The Curie temperature of Thermorite does not vary with time, as it is based on a compounding ratio.
- Thermorite is stable against moisture and hazardous gas.

Thermal property of Thermorite

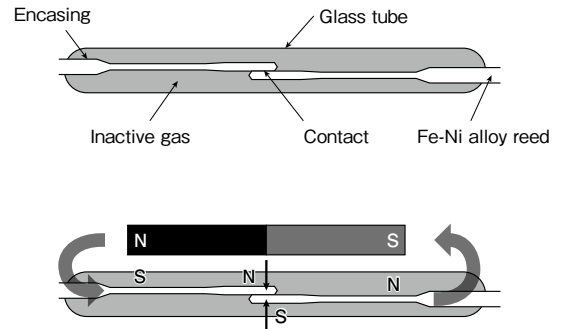


TC=Curie temperature

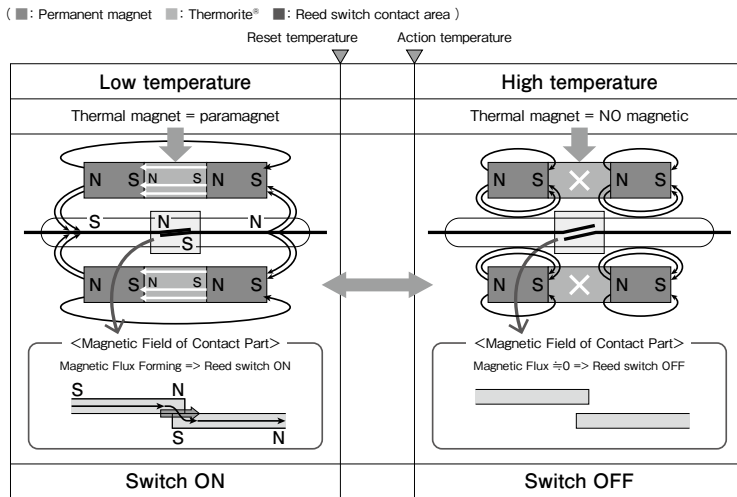
Structures and Principles of Operation cont.

Reed switch structure

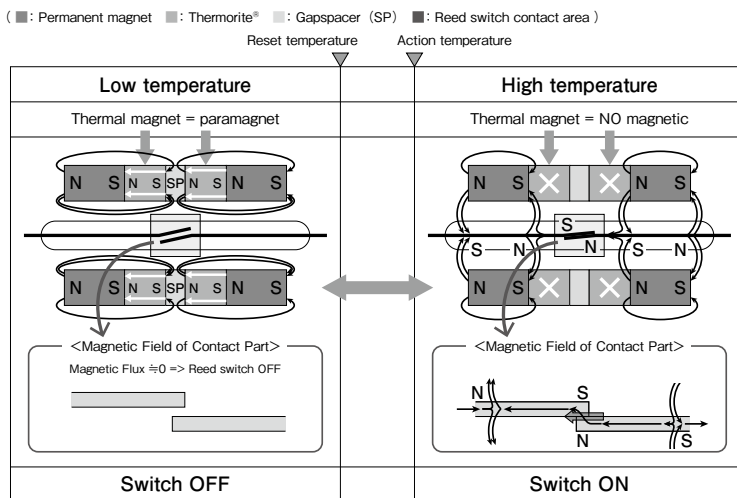
- The reed switch is a contact switch comprised of a pair of Fe-Ni alloy reeds encased in a glass tube with inactive gas. The reeds are switched on or off by the magnetic field of a permanent magnet or magnet coil.
- The reeds in the glass tube become magnetized from the magnetic field, allowing the two reeds to make contact and connect (switch on). When the magnetic field disappears, the reeds separate and disconnect (switch off).
- The glass encasement of the reeds ensures high environmental resistance and a long operational life.



TRS principle: Break (B) type

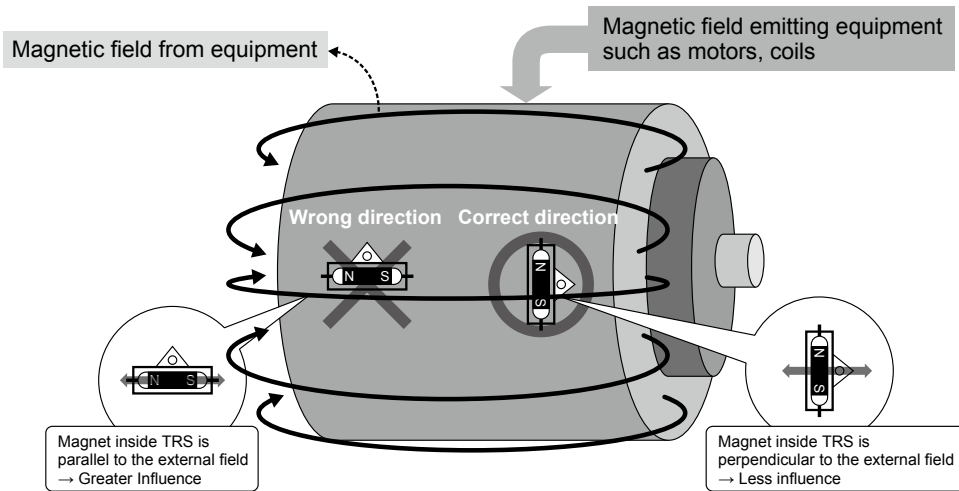


TRS principle: Make (M) type

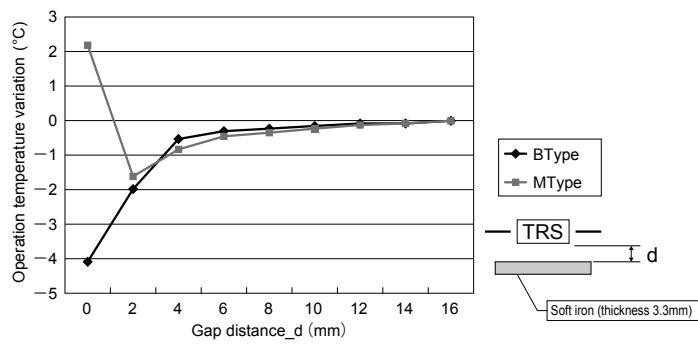


External Magnetic Field

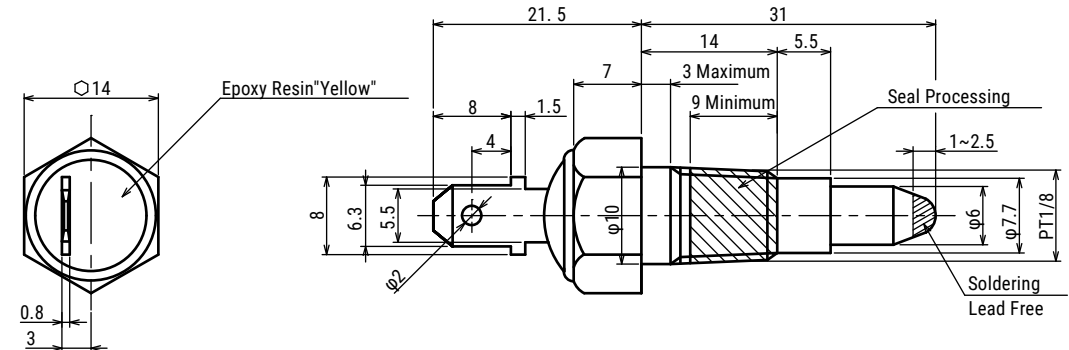
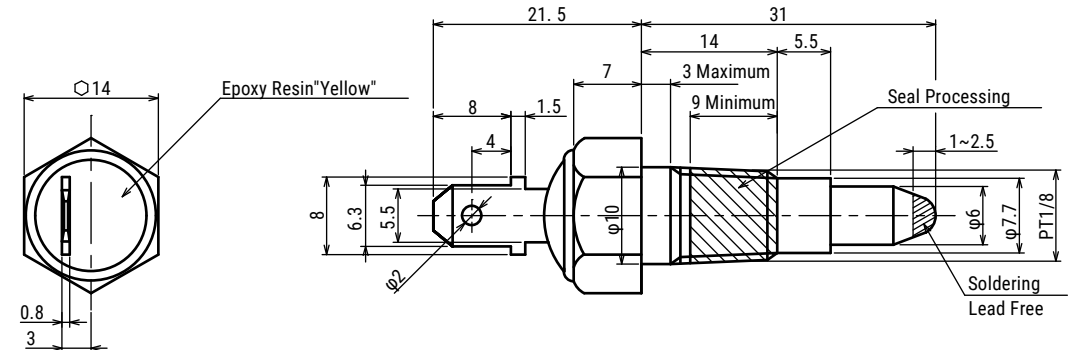
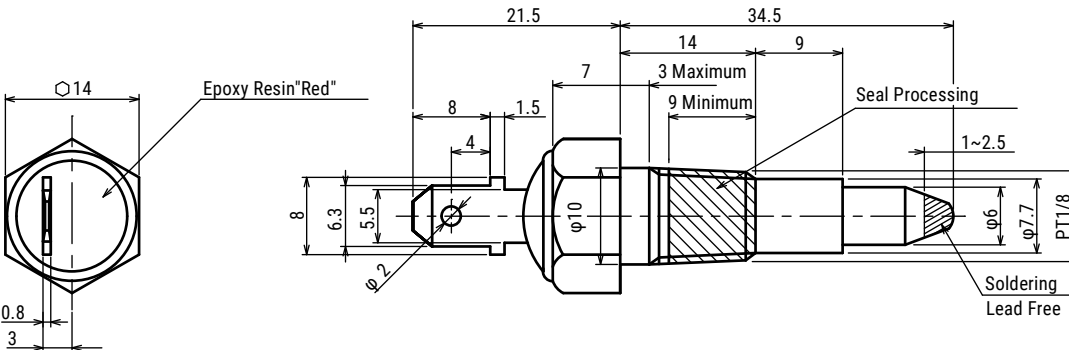
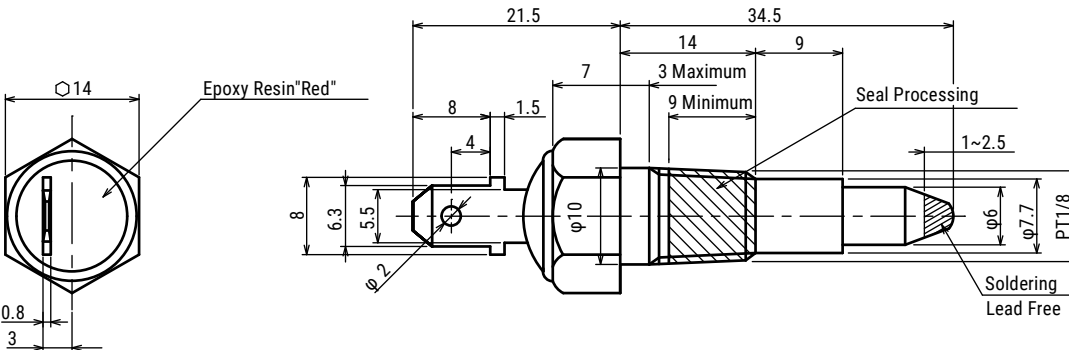
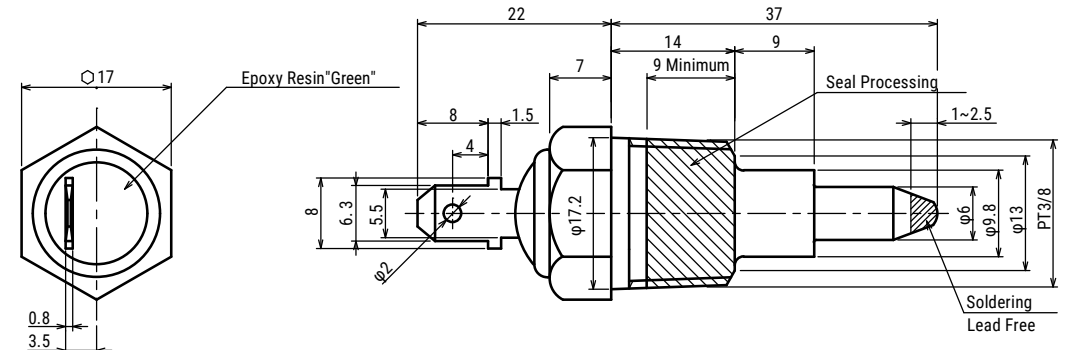
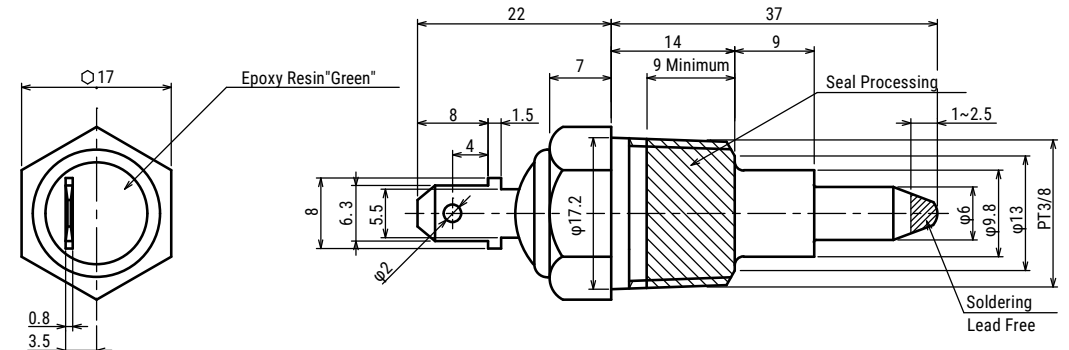
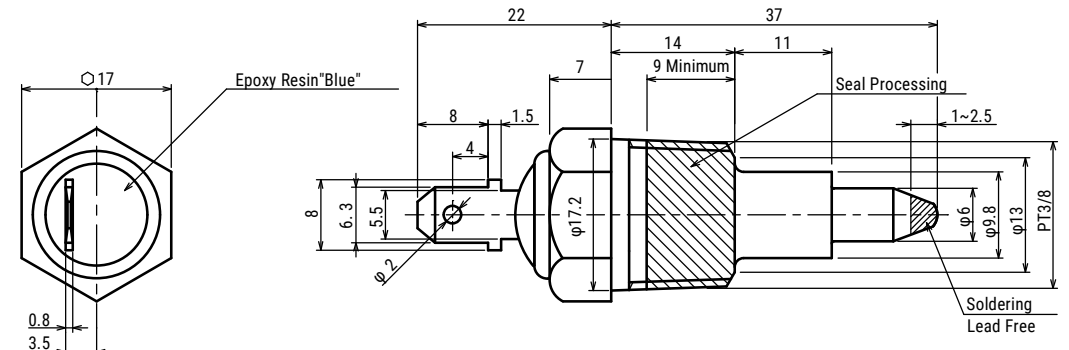
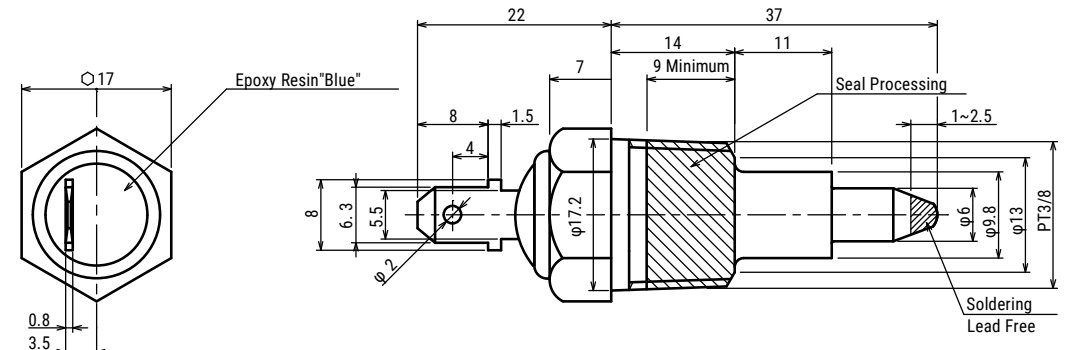
TRS Installation in External Magnetic Field



Ferromagnetic Material Influence



Dimensions – Millimeters

Part Type	Dimensions - Millimeters
<p>TRS1-***BPR001</p> 	
<p>TRS1-***MPR001</p> 	
<p>TRS1-***BPR002</p> 	
<p>TRS1-***MPR002</p> 	

Environmental Compliance

All KEMET Thermal Sensors are RoHS compliant.



Performance Characteristics

Item	Performance Characteristics	
Operations	All types	100,000 times
Condition	All types	1) Power supply voltage: 13.5 VDC Connection load: lamp Drive: On = 1 second, Off = 29 seconds 2) 14 VDC – 28 Ω (purely resistive load)
Judgement	All types	1) No stick 2) Contact resistance be within 500 mΩ
Screw Torque Recommendation	TRS-P1 type	7.35 N•m maximum (75 kgf•cm maximum) Use a torque wrench or nut runner as a tightening tool
	TRS-P2 type	34.3 N•m maximum (350 kgf•cm maximum) Use a torque wrench or nut runner as a tightening tool

Insulation & Temperature Characteristics

Shape Type	Operating Temperature Range	Switching Temperature Range	Switching Temperature Precision ¹	Differential Temperature ²
P shape PT screw	-20°C to +130°C	80°C to +120°C	±3.0°C	10°C Maximum

¹ Switching temperature precision does not include measurement error.

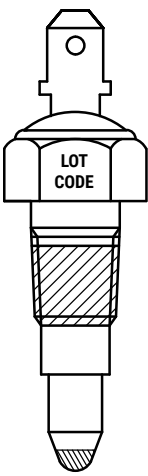
² The differential temperature is also referred to as the hysteresis temperature on thermal sensors.

Table 1 – Ratings & Part Number Reference

Part Number	Switching Temperature (°C)	Maximum Differential Temperature (°C)	Contact Type	Maximum Opening/Closing Voltage (V)	Maximum Opening/Closing Current ¹ (A)	Maximum Opening/Closing Power ¹ (W)	Minimum Opening/Closing Current	Maximum Contact Resistance (mΩ)	Weight (g)
TRS1-80BPR001	80°C ±3°C	10°C	Break	100 DC	0.500 DC	10.0 DC	5 mA/1 VDC	500	15.0
TRS1-85BPR001	85°C ±3°C	10°C	Break	100 DC	0.500 DC	10.0 DC	5 mA/1 VDC	500	15.0
TRS1-90BPR001	90°C ±3°C	10°C	Break	100 DC	0.500 DC	10.0 DC	5 mA/1 VDC	500	15.0
TRS1-95BPR001	95°C ±3°C	10°C	Break	100 DC	0.500 DC	10.0 DC	5 mA/1 VDC	500	15.0
TRS1-100BPR001	100°C ±3°C	10°C	Break	100 DC	0.500 DC	10.0 DC	5 mA/1 VDC	500	15.0
TRS1-105BPR001	105°C ±3°C	10°C	Break	100 DC	0.500 DC	10.0 DC	5 mA/1 VDC	500	15.0
TRS1-110BPR001	110°C ±3°C	10°C	Break	100 DC	0.500 DC	10.0 DC	5 mA/1 VDC	500	15.0
TRS1-115BPR001	115°C ±3°C	10°C	Break	100 DC	0.500 DC	10.0 DC	5 mA/1 VDC	500	15.0
TRS1-120BPR001	120°C ±3°C	10°C	Break	100 DC	0.500 DC	10.0 DC	5 mA/1 VDC	500	15.0
TRS1-80MPR001	80°C ±3°C	10°C	Make	100 DC	0.500 DC	10.0 DC	5 mA/1 VDC	500	16.2
TRS1-85MPR001	85°C ±3°C	10°C	Make	100 DC	0.500 DC	10.0 DC	5 mA/1 VDC	500	16.2
TRS1-90MPR001	90°C ±3°C	10°C	Make	100 DC	0.500 DC	10.0 DC	5 mA/1 VDC	500	16.2
TRS1-95MPR001	95°C ±3°C	10°C	Make	100 DC	0.500 DC	10.0 DC	5 mA/1 VDC	500	16.2
TRS1-100MPR001	100°C ±3°C	10°C	Make	100 DC	0.500 DC	10.0 DC	5 mA/1 VDC	500	16.2
TRS1-105MPR001	105°C ±3°C	10°C	Make	100 DC	0.500 DC	10.0 DC	5 mA/1 VDC	500	16.2
TRS1-110MPR001	110°C ±3°C	10°C	Make	100 DC	0.500 DC	10.0 DC	5 mA/1 VDC	500	16.2
TRS1-115MPR001	115°C ±3°C	10°C	Make	100 DC	0.500 DC	10.0 DC	5 mA/1 VDC	500	16.2
TRS1-120MPR001	120°C ±3°C	10°C	Make	100 DC	0.500 DC	10.0 DC	5 mA/1 VDC	500	16.2
TRS1-80BPR002	80°C ±3°C	10°C	Break	100 DC	0.500 DC	10.0 DC	5 mA/1 VDC	500	34.0
TRS1-85BPR002	85°C ±3°C	10°C	Break	100 DC	0.500 DC	10.0 DC	5 mA/1 VDC	500	34.0
TRS1-90BPR002	90°C ±3°C	10°C	Break	100 DC	0.500 DC	10.0 DC	5 mA/1 VDC	500	34.0
TRS1-95BPR002	95°C ±3°C	10°C	Break	100 DC	0.500 DC	10.0 DC	5 mA/1 VDC	500	34.0
TRS1-100BPR002	100°C ±3°C	10°C	Break	100 DC	0.500 DC	10.0 DC	5 mA/1 VDC	500	34.0
TRS1-105BPR002	105°C ±3°C	10°C	Break	100 DC	0.500 DC	10.0 DC	5 mA/1 VDC	500	34.0
TRS1-110BPR002	110°C ±3°C	10°C	Break	100 DC	0.500 DC	10.0 DC	5 mA/1 VDC	500	34.0
TRS1-115BPR002	115°C ±3°C	10°C	Break	100 DC	0.500 DC	10.0 DC	5 mA/1 VDC	500	34.0
TRS1-120BPR002	120°C ±3°C	10°C	Break	100 DC	0.500 DC	10.0 DC	5 mA/1 VDC	500	34.0
TRS1-80MPR002	80°C ±3°C	10°C	Make	100 DC	0.500 DC	10.0 DC	5 mA/1 VDC	500	35.0
TRS1-85MPR002	85°C ±3°C	10°C	Make	100 DC	0.500 DC	10.0 DC	5 mA/1 VDC	500	35.0
TRS1-90MPR002	90°C ±3°C	10°C	Make	100 DC	0.500 DC	10.0 DC	5 mA/1 VDC	500	35.0
TRS1-95MPR002	95°C ±3°C	10°C	Make	100 DC	0.500 DC	10.0 DC	5 mA/1 VDC	500	35.0
TRS1-100MPR002	100°C ±3°C	10°C	Make	100 DC	0.500 DC	10.0 DC	5 mA/1 VDC	500	35.0
TRS1-105MPR002	105°C ±3°C	10°C	Make	100 DC	0.500 DC	10.0 DC	5 mA/1 VDC	500	35.0
TRS1-110MPR002	110°C ±3°C	10°C	Make	100 DC	0.500 DC	10.0 DC	5 mA/1 VDC	500	35.0
TRS1-115MPR002	115°C ±3°C	10°C	Make	100 DC	0.500 DC	10.0 DC	5 mA/1 VDC	500	35.0
TRS1-120MPR002	120°C ±3°C	10°C	Make	100 DC	0.500 DC	10.0 DC	5 mA/1 VDC	500	35.0
Part Number	Switching Temperature (°C)	Maximum Differential Temperature (°C)	Contact Type	Maximum Opening/Closing Voltage (V)	Maximum Opening/Closing Current ¹ (A)	Maximum Opening/Closing Power ¹ (W)	Minimum Opening/Closing Current	Maximum Contact Resistance (mΩ)	Weight (g)

¹ Lamp load (13.5 V – 3.4 W lamp), 50 VA, 0.5 A in rush 3 A.

Marking

Lot Code 1112 445			
	Operating Temperature	(1) 2-3 digits	80 = 80°C 95 = 95°C 110 = 110°C
	Contact Type	(2) 1 digit	B = Break M = Make
	Month of the Year	(4) 2 digits	01 = January 09 = September 10 = October 11 = November 12 = December
	Year	(5) 1 digit	A = 2017 B = 2018 C = 2019 D = 2020 Except I and O

Packaging

Series	Packaging Type	Pieces per Package	Pieces per Box
TRS-P	Tray	100	100

Handling Precautions

Precautions to be taken when using Thermal Reed Switches (Please read these precautions before using our products)

- Do NOT use in close proximity to strong magnetic parts.
- Do NOT use product under mechanical weight load.
- Do NOT use if dropped or severely shocked.
- Do NOT use with a greater load than specified.
- Avoid stress (especially torsion) in case of additional processing.
- Thermal Reed Switches have a specific resonance frequency.

Please contact a KEMET representative if an oscillation is added.

Алматы (7273)495-231
Ангарск (3955)60-70-56
Архангельск (8182)63-90-72
Астрахань (8512)99-46-04
Барнаул (3852)73-04-60
Белгород (4722)40-23-64
Благовещенск (4162)22-76-07
Брянск (4832)59-03-52
Владивосток (423)249-28-31
Владикавказ (8672)28-90-48
Владимир (4922)49-43-18
Волгоград (844)278-03-48
Вологда (8172)26-41-59
Воронеж (473)204-51-73
Екатеринбург (343)384-55-89

Россия +7(495)268-04-70

Иваново (4932)77-34-06
Ижевск (3412)26-03-58
Иркутск (395)279-98-46
Казань (843)206-01-48
Калининград (4012)72-03-81
Калуга (4842)92-23-67
Кемерово (3842)65-04-62
Киров (8332)68-02-04
Коломна (4966)23-41-49
Кострома (4942)77-07-48
Краснодар (861)203-40-90
Красноярск (391)204-63-61
Курск (4712)77-13-04
Курган (3522)50-90-47
Липецк (4742)52-20-81

Казахстан +7(7172)727-132

Магнитогорск (3519)55-03-13
Москва (495)268-04-70
Мурманск (8152)59-64-93
Набережные Челны (8552)20-53-41
Нижний Новгород (831)429-08-12
Новокузнецк (3843)20-46-81
Ноябрьск (3496)41-32-12
Новосибирск (383)227-86-73
Омск (3812)21-46-40
Орел (4862)44-53-42
Оренбург (3532)37-68-04
Пенза (8412)22-31-16
Петрозаводск (8142)55-98-37
Псков (8112)59-10-37
Пермь (342)205-81-47

Киргизия +996(312)96-26-47

Ростов-на-Дону (863)308-18-15
Рязань (4912)46-61-64
Самара (846)206-03-16
Саранск (8342)22-96-24
Санкт-Петербург (812)309-46-40
Саратов (845)249-38-78
Севастополь (8692)22-31-93
Симферополь (3652)67-13-56
Смоленск (4812)29-41-54
Сочи (862)225-72-31
Ставрополь (8652)20-65-13
Сургут (3462)77-98-35
Сыктывкар (8212)25-95-17
Тамбов (4752)50-40-97
Тверь (4822)63-31-35

Тольятти (8482)63-91-07
Томск (3822)98-41-53
Тула (4872)33-79-87
Тюмень (3452)66-21-18
Ульяновск (8422)24-23-59
Улан-Удэ (3012)59-97-51
Уфа (347)229-48-12
Хабаровск (4212)92-98-04
Чебоксары (8352)28-53-07
Челябинск (351)202-03-61
Череповец (8202)49-02-64
Чита (3022)38-34-83
Якутск (4112)23-90-97
Ярославль (4852)69-52-93